



LOMA LINDA UNIVERSITY

Loma Linda University

TheScholarsRepository@LLU: Digital Archive of Research, Scholarship & Creative Works

Faculty of Religion Bulletin

Catalogs and Bulletins

8-15-2000

2000 - 2002 Bulletin

Loma Linda University


Follow this and additional works at: https://scholarsrepository.llu.edu/fr_bulletin

Recommended Citation

Loma Linda University, "2000 - 2002 Bulletin" (2000). *Faculty of Religion Bulletin*.
https://scholarsrepository.llu.edu/fr_bulletin/1

This Book is brought to you for free and open access by the Catalogs and Bulletins at TheScholarsRepository@LLU: Digital Archive of Research, Scholarship & Creative Works. It has been accepted for inclusion in Faculty of Religion Bulletin by an authorized administrator of TheScholarsRepository@LLU: Digital Archive of Research, Scholarship & Creative Works. For more information, please contact scholarsrepository@llu.edu.

LOMA LINDA UNIVERSITY



FACULTY OF RELIGION

2000 & 2002



Loma Linda University
Faculty of Religion
Bulletin 2000-2002

Loma Linda, California

Cover: The Good Samaritan sculpture, located on the campus mall, is a graphic representation of the parable told by Jesus and recorded in Luke 10:25-37.

The information in this BULLETIN is made as accurate as is possible at the time of publication. Students are responsible for informing themselves of and satisfactorily meeting all requirements pertinent to their relationship with the University. The University reserves the right to make such changes as circumstances demand with reference to admission, registration, tuition and fees, attendance, curriculum requirements, conduct, academic standing, candidacy, and graduation.

BULLETIN OF
LOMA LINDA UNIVERSITY
Volume 89, Number 3, August 15, 2000

Published twice a month July 15 and 30;
twice a month August 15 and 30;
twice a month October 1 and 15, 2000.

Loma Linda, California 92350
USPS 0-74-440
LLUPS PS07534



printed on recycled paper

Bulletin of the

Faculty of Religion

2000-2002

This is a two-year BULLETIN,
effective beginning Summer Quarter 2000.

Loma Linda University

Loma Linda, California 92350

a Seventh-day Adventist health-sciences university

CONTENTS

I

7	LOMA LINDA UNIVERSITY
8	University Foundations
9	Our Mission
11	Nondiscrimination Policy
12	Affirmative Action
13	The Calendar

II

17	FACULTY OF RELIGION
18	Letter from the Dean
19	Mission Statement
20	General Information
	ADMISSIONS INFORMATION
	APPLICATION AND ACCEPTANCE
	ADMISSION REQUIREMENTS
	ADMISSION CLASSIFICATIONS
	FROM MASTER'S TO PH.D. OR PSY.D. DEGREE
23	Courses
	FOUNDATIONAL STUDIES
	Biblical
	Theological
	Mission
	Historical
	ETHICAL STUDIES
	RELATIONAL STUDIES
	Applied Theology
	Clinical Ministry
	Psychology of Religion
	GENERAL RELIGIOUS STUDIES

III

29 PROGRAMS AND CENTERS

30 Master's Degree Programs

BIOMEDICAL AND CLINICAL ETHICS—Master of Arts

CLINICAL MINISTRY—Master of Arts

39 Combined-Degrees Programs

BIOMEDICAL AND CLINICAL ETHICS—Master of Arts

with

PSYCHOLOGY—Doctor of Philosophy or Doctor of Psychology

CLINICAL MINISTRY—Master of Arts

with

MARITAL AND FAMILY THERAPY—Master of Science

44 Centers

CENTER FOR CHRISTIAN BIOETHICS

CENTER FOR SPIRITUAL LIFE AND WHOLENESS

IV

51 THE FACULTY

52 Full-Time Faculty

53 Part-Time Faculty

54 Emeritus Faculty

54 Auxiliary Faculty

V

57 THE DIRECTORY

58 Officers of the Board of Trustees

58 University Administration

58 Board of Trustees

59 Accreditation Status

60 Accrediting Agencies

63 The University Libraries

64 Maps

68 Index

69 To Communicate with LLU Personnel

by Telephone, FAX, Web Site, Mail, and Email

6 FACULTY OF RELIGION



I

LOMA LINDA UNIVERSITY

University Foundations

Our Mission

Nondiscrimination Policy

Affirmative Action

The Calendar

University Foundations

HISTORY

Loma Linda University has grown out of the institution founded at Loma Linda, California, by the Seventh-day Adventist church in 1905. The original schools—Nursing and Medicine—have been joined by Allied Health Professions, Dentistry, Public Health, the Graduate School, and the Faculty of Religion.

The University, operated by the Seventh-day Adventist church, is committed to the vision of its founders and is sustained by its close association with the church.

Loma Linda University is a Seventh-day Adventist coeducational, health-sciences institution located in inland southern California. It is part of the Seventh-day Adventist system of higher education. Professional curricula are offered by the Schools of Allied Health Professions, Dentistry, Public Health, Medicine, and Nursing. Graduate programs in various biomedical sciences are offered by departments of the schools. The professional curricula of the University are approved by their respective professional organizations.

The most current campus census figures (1999-2000) indicate that the core of the combined faculties consists of 1,051 full-time teachers. Part-time and voluntary teachers, largely clinicians in the professional curricula, bring the total to 2,254. Men and women from 87 nations are represented in the 1999-2000 enrollment of 3,410.

PHILOSOPHY

As implied by its motto, “TO MAKE MAN WHOLE,” the University affirms these tenets as central to its view of education:

God is the creator and sustainer of the universe.

Mankind’s fullest development entails a growing understanding of the individual in relation both to God and society.

The quest for truth and professional expertise, in an environment permeated by religious values, benefits the individual and society and advances the ministry of the Seventh-day Adventist church.

Our Mission

Loma Linda University, a Seventh-day Adventist Christian health-sciences institution, seeks to further the healing and teaching ministry of Jesus Christ “to make man whole” by:

Educating ethical and proficient Christian health professionals and scholars through instruction, example, and the pursuit of truth;

Expanding knowledge through research in the biological, behavioral, physical, and environmental sciences and applying this knowledge to health and disease;

Providing comprehensive, competent, and compassionate health care for the whole person through faculty, students, and alumni.

In harmony with our heritage and global mission:

We encourage personal and professional growth through integrated development of the intellectual, physical, social, and spiritual dimensions of each member of the University community and those we serve.

We promote an environment that reflects and builds respect for the diversity of humanity as ordained by God.

We seek to serve a worldwide community by promoting healthful living, caring for the sick, and sharing the good news of a loving God.

To achieve our mission we are committed to:

OUR STUDENTS

Our primary responsibility is the education of students—who come from diverse ethnic and cultural backgrounds—enabling them to acquire the foundation of knowledge, skills, values, attitudes, and behaviors appropriate for their chosen academic or health care ministry. We nurture their intellectual curiosity. We facilitate their development into active, independent learners. We provide continuing educational opportunities for our alumni and professional peers. We encourage a personal Christian faith that permeates the lives of those we educate.

OUR FACULTY, STAFF, AND ADMINISTRATION

We respect our faculty, staff, and administration who through education, research, and service create a stimulating learning environment for our students. They contribute to the development of new understandings in their chosen fields. They demonstrate both Christian values and competence in their scholarship and professions.

OUR PATIENTS AND OTHERS WE SERVE

We provide humanitarian service through people, programs, and facilities. We promote healthful living and respond to the therapeutic and rehabilitative needs of people. We seek to enhance the quality of life for individuals in local, regional, national, and world communities.

OUR GOD AND OUR CHURCH

We believe all persons are called to friendship with a loving God both now and throughout eternity. We support the global mission of the Seventh-day Adventist church by responding to the need for skilled Christian health professionals and scholars. We seek to honor God and to uphold the values of the Seventh-day Adventist church and its commitment to awakening inquiry. We are drawn by love to share the good news of God expressed through the life and gospel of Jesus Christ and to hasten His return.

Nondiscrimination Policy

The University was established by the Seventh-day Adventist church as an integral part of its teaching ministry. It is committed to equal education and employment opportunities for men and women of all races and does not discriminate on the basis of handicap, sex, race, color, or national origin in its educational and admissions policies, financial affairs, employment programs, student life and services, or any University-administered program.

To this end, the University is in compliance with Titles VI and VII of the Civil Rights Act of 1964 as amended, and in substantial compliance with Title IX of the Education Amendments of 1972 (34 CFR 106 et seq.), Sections 503 and 504 of the Rehabilitation Discrimination in Employment Act of 1967, and Section 402 of the Vietnam Era Veterans Adjustment Act of 1974; and does not discriminate against any employees or applicants for employment on the basis of age or because they are disabled veterans or veterans of the Vietnam era. In addition, the University administers student programs without discrimination on the basis of age, except in those programs where age is a bona fide academic qualification for admission in accordance with the provisions of the Age Discrimination Act of 1975.

The University reserves constitutional and statutory rights as a religious institution and employer to give preference to Seventh-day Adventists in admissions and employment, including but not limited to 42 USC Secs. 2000e-1, 2000e-2; Sec. 6-15 of Federal Executive Order 11246; 41 CFR Sec. 60-1.5(5); 20 USC Sec. 1681 (a)(3); 34 CFR Secs. 106.12 (a)(b), 106.21, 106.31, 106.39, 106.40, 106.51, and 106.57; California Government Code Sec. 12926(d)(1); Title II, Division 4, Chapter 2, Sec. 7286.5 of the California Code of Regulations; the First Amendment to the United States Constitution; and Article I, Sec. 4, of the California Constitution. The University believes that Title IX regulations are subject to constitutional guarantees against unreasonable entanglement with or infringements on the religious teachings and practices of the Seventh-day Adventist church. The University expects students and employees to uphold biblical principles of morality and deportment as interpreted by the Seventh-day Adventist church. The University claims exemptions from the provisions of Title IX set forth in 34 CFR Secs. 106.12 (a)(b), 106.21, 106.31, 106.39, 106.40, 106.51, and 106.57.

Affirmative Action

The University routinely monitors its educational and employment practices regarding women, minorities, and the handicapped to ensure compliance with the law and University policy. The University's affirmative action policy is to provide equal access to admissions, educational programs and activities, financial aid, student services, and employment.

In compliance with Title IX of the Educational Amendments of 1972 and Section 504 of the Rehabilitation Act of 1973, a grievance procedure has been established to process student complaints alleging violation of these regulations or of the University's policy of nondiscrimination based on gender or handicap. Inquiries concerning Title IX may be directed to the affirmative action officer. Employment-related discrimination complaints, including those filed by student employees, are processed in conformity with the provisions outlined in existing staff personnel policies. Complaints related to discrimination in academic areas are reviewed in conformity with the procedures established by the academic administration.

The Calendar

2000

JUNE

S	M	T	W	T	F	S
				1	2	3
4	5	6	7	8	9	10
11	12	13	14	15	16	17
18	19	20	21	22	23	24
25	26	27	28	29	30	

1-16
19
19
19-JUL 25
19-SEP 1

SUMMER QUARTER 2000

Registration
Last day to obtain financial clearance
Instruction begins
First five-week summer session
Eleven-week summer session

JULY

S	M	T	W	T	F	S
						1
2	3	4	5	6	7	8
9	10	11	12	13	14	15
16	17	18	19	20	21	22
23	24	25	26	27	28	29
30	31					

4
26-SEP 3
One week after
course begins
One week after
course begins
One week before
course ends

Independence Day recess
Second five-week summer session
Last day to enter a course or change from audit to
course begins credit/credit to audit
Last day to withdraw with no record of course registration
on transcript
Last day to withdraw with W grade or to submit S/U
petition

AUGUST

S	M	T	W	T	F	S
			1	2	3	4
5	6	7	8	9	10	11
12	13	14	15	16	17	18
19	20	21	22	23	24	25
26	27	28	29	30	31	

SEPTEMBER

S	M	T	W	T	F	S
					1	2
3	4	5	6	7	8	9
10	11	12	13	14	15	16
17	18	19	20	21	22	23
24	25	26	27	28	29	30

1
4
5
5-22
5-22
12
21
25
25
26

Summer Quarter ends
POST-SUMMER QUARTER SESSION 2000
Labor Day recess
Instruction begins
Fourteen-day session
AUTUMN QUARTER 2000
Registration
LLU faculty colloquium
FR faculty colloquium
Last day to obtain financial clearance
GS instruction begins
FR instruction begins

The Calendar

2000

OCTOBER

S	M	T	W	T	F	S
1	2	3	4	5	6	7
8	9	10	11	12	13	14
15	16	17	18	19	20	21
22	23	24	25	26	27	28
29	30	31				

3

Last day to enter a course or change from audit to credit/credit to audit

5

Campus/Chamber of Commerce Connection

9-13

Fall Week of Devotion

10

Last day to withdraw with no record of course registration on transcript

25

University convocation

27-28

Annual HALL/ALAS student retreat

NOVEMBER

S	M	T	W	T	F	S
			1	2	3	4
5	6	7	8	9	10	11
12	13	14	15	16	17	18
19	20	21	22	23	24	25
26	27	28	29	30		

11

Bioethics Center Annual Contributors Convocation

17-19

Annual BALL/BHPSA student retreat

22-26

Thanksgiving recess

27

Instruction resumes

27

Last day to withdraw with W grade or to submit S/U petition

27-DEC 22

Registration for Winter Quarter

DECEMBER

S	M	T	W	T	F	S
					1	2
3	4	5	6	7	8	9
10	11	12	13	14	15	16
17	18	19	20	21	22	23
24	25	26	27	28	29	30
31						

11-14

Final examinations

14

Autumn Quarter ends

15-JAN 2

Christmas/New Year's recess

19

Grades due from faculty

2001

JANUARY

S	M	T	W	T	F	S
	1	2	3	4	5	6
7	8	9	10	11	12	13
14	15	16	17	18	19	20
21	22	23	24	25	26	27
28	29	30	31			

3

WINTER QUARTER 2001

Last day to obtain financial clearance

3

Instruction begins

9

Last day to enter a course or change from audit to credit/credit to audit

15

Martin Luther King, Jr., Day recess

16

Last day to withdraw with no record of course registration on transcript

16-19

Student Week of Spiritual Emphasis

20-27

Mission Emphasis Week

The Calendar

2001

FEBRUARY

S	M	T	W	T	F	S
				1	2	3
4	5	6	7	8	9	10
11	12	13	14	15	16	17
18	19	20	21	22	23	24
25	26	27	28			

4- 5
19
20-27
26
26-MAR 23

Annual Bioethics/Spiritual Life Conference
Presidents' Day recess
African-American History Week
Last day to withdraw with a W grade or to
submit S/U petition
Registration for Spring Quarter

MARCH

S	M	T	W	T	F	S
				1	2	3
4	5	6	7	8	9	10
11	12	13	14	15	16	17
18	19	20	21	22	23	24
25	26	27	28	29	30	31

12-16
16
16-25
20
26
26

Final examinations
Winter Quarter ends
Spring recess
Grades due from faculty
SPRING QUARTER 2001
Last day to obtain financial clearance
Instruction begins

APRIL

S	M	T	W	T	F	S
1	2	3	4	5	6	7
8	9	10	11	12	13	14
15	16	17	18	19	20	21
22	23	24	25	26	27	28
29	30					

3
9-13
10
29-MAY 14

Last day to enter a course or change from audit to
credit/credit to audit
Spring Week of Devotion
Last day to withdraw with no record
of course registration on transcript
Fine Arts Festival (entry deadline: April 17)

MAY

S	M	T	W	T	F	S
		1	2	3	4	5
6	7	8	9	10	11	12
13	14	15	16	17	18	19
20	21	22	23	24	25	26
27	28	29	30	31		

12
21
28
30-JUN 15


Diversity Consecration Service
Last day to withdraw with a W grade or to
submit S/U petition
Memorial Day recess
Registration for Summer Session

JUNE

S	M	T	W	T	F	S
				1	2	
3	4	5	6	7	8	9
10	11	12	13	14	15	16
17	18	19	20	21	22	23
24	25	26	27	28	29	30

4- 8
8
8
9
10
12
18-JUL 24
18-AUG 31

Final examinations
Spring Quarter ends
GS Vesper Service—"Focus on Graduates"
GS Baccalaureate Service
GS Conferring of Degrees
Grades due from faculty
First five-week Summer Session
Eleven-week Summer Session



II

FACULTY OF RELIGION

Letter from the Dean

Mission Statement

General Information

ADMISSIONS INFORMATION

APPLICATION AND ACCEPTANCE

ADMISSION REQUIREMENTS

ADMISSION CLASSIFICATIONS

FROM MASTER'S TO PH.D. OR PSY.D. DEGREE

Courses

FOUNDATIONAL STUDIES

Biblical

Theological

Mission

Historical

ETHICAL STUDIES

RELATIONAL STUDIES

Applied Theology

Clinical Ministry

Psychology of Religion

GENERAL RELIGIOUS STUDIES

The Faculty of Religion is pleased to serve the schools of Loma Linda University by offering a rich variety of courses in religious studies. We hope that this bulletin will help prospective students learn more about the University's religion courses and the faculty members who teach them. We trust that current students and their advisers will find here the information they need to make excellent choices.

This bulletin also contains information about the two graduate programs directed by the Faculty of Religion: the M.A. degree in biomedical and clinical ethics and the M.A. degree in clinical ministry. These programs are attracting a growing number of students from many parts of the world. We hope that readers of this bulletin will share our enthusiasm for these innovative programs. Information and application materials for these graduate programs are available by calling 1/800/422-4LLU.

On behalf of all my colleagues in the Faculty of Religion, let me invite you to consider the courses and programs described here. We are eager to assist you in making the choices that will enrich your faith, broaden your horizons, and enhance your capacity for Christian service.



Sincerely,

Gerald R. Winslow

Gerald R. Winslow, Ph.D.
Dean

To communicate with The Faculty of Religion —
Email address: gwinslow@rel.llu.edu
Web site address: <http://www.llu.edu/llu/fr/>

Mission Statement

HISTORY

In the configuration of Loma Linda University as a health-sciences university, the role of religion as integrative in each of the programs of the University is mandated and continuously affirmed by the University administration and the Board of Trustees.

To assist in this integration, the Faculty of Religion (formerly the School of Religion) was established in July of 1990.

PHILOSOPHY

As implied by its motto, "TO MAKE MAN WHOLE," the University affirms these tenets as central to its view of education:

- God is the creator and sustainer of the universe.
- Mankind's fullest development entails a growing understanding of the individual in relation to both God and society.
- The quest for truth and professional expertise, in an environment permeated by religious values, benefits the individual and society and advances the ministry of the Seventh-day Adventist church.

MISSION

The Faculty of Religion is committed to the following four tasks as informed by the teachings and practice of the Seventh-day Adventist heritage and mission:

1. To promote Christian wholeness for faculty and students in their personal and professional lives and witness.
2. To provide a religion curriculum with the following emphases:
 - Foundational Studies (biblical, theological, mission, and historical).
 - Ethical Studies (personal, professional, and social).
 - Relational Studies (applied theology, clinical ministry, and psychology of religion).
3. To foster and support research in the foundational, ethical, and relational disciplines.
4. To serve the University, the church, and the larger world community by personal involvement in fostering deeper spirituality, theological integrity, and social justice.

General Information

ADMISSIONS INFORMATION

The program admissions committees of the University intend that an applicant to any of the schools is qualified for the proposed curriculum and is capable of profiting from the educational experience offered by this University. The admissions committees of the Graduate School accomplish this by examining evidence of scholastic competence, moral and ethical standards, and significant qualities of character and personality. Applicants are considered for admission only on the recommendation of the program in which study is desired.

APPLICATION AND ACCEPTANCE

Where to write

Inquiries regarding application and admission should be addressed to:

Office of Admissions
Graduate School
Loma Linda University
Loma Linda, CA 92350

Application procedure

1. Two copies of the graduate application should be filled out and mailed, together with the application fee, to the above address. Applications and all supporting information, transcripts, test results, and references should be submitted at least two months before the beginning of the term for which admission is sought. Some programs require applications to be completed by a much earlier date.
2. Two complete official transcripts of all academic records from all colleges, universities, and professional or technical schools should be provided. It is the applicant's responsibility to arrange to have the transcripts, including official English translations if applicable, sent directly by the registrar of each school attended to the Graduate School Office of Admissions. Transcripts that come via an intermediary are unacceptable.
3. A personal interview is often desirable and should be arranged with the coordinator of the program in which the student wishes to study.

Acceptance procedure

1. When the program which the student wishes to enter has evaluated the application and made its recommendation, the dean of the Graduate School takes official action and notifies the applicant. The formal notice of

admission should be presented at registration as evidence of eligibility to enter the Graduate School.

2. As part of registration, accepted students will be asked to file with Student Health Service a medical history with evidence of certain immunizations.
3. Transcripts of records and all other application documents are retained by the University and may not be withdrawn or used by students for any purpose. Records of students who do not enroll, or who withdraw prior to completion, are retained for two years from the date of original acceptance to the Graduate School program.

ADMISSION REQUIREMENTS

A four-year baccalaureate degree (or its equivalent) from an accredited college or university is a prerequisite for admission to the Graduate School. Transcripts of the applicant's scholastic record should show appropriate preparation, in grades and content, for the curriculum chosen. Since there is some variation in the pattern of undergraduate courses prescribed by different programs, the student should note the specific requirements of the chosen program. Deficiencies may be removed while enrolled; prerequisites must be completed prior to matriculation.

Scholarship

Applicants are expected to present an undergraduate record with a grade point average of B (3.00) or better in the overall program and in the field of the major. Some students with an overall grade point average between 2.50 and 3.00 may be admitted provisionally to graduate standing, provided the grades of the junior and senior years are superior, or there is other evidence of capability.

Graduate Record Examination

Scores on the general test of the Graduate Record Examination (GRE) are required with applications for admission to degree programs. Requirements for certificate programs vary, and applicants are advised to request information specific to their proposed program of study. Students may address inquiries about these examinations to the Graduate School Office of Admissions, which can provide application forms and information about special administration of the examination on days other than Saturday.

Application forms for the GRE and information as to examination times and places are furnished by Educational Testing Service, 1947 Center Street, Berkeley, CA 94701 (for the West); and Princeton, NJ 08540 (for the East).

When pressure of time makes it impossible to secure the GRE results, students seeking admission who have otherwise above-average achievement may be admitted provisionally, subject to review when the required test results are received. In such cases, test results are to be submitted within the first quarter of attendance. Certain programs with limited admissions may require the GRE results prior to acceptance; while some programs require the subject test. Please check student guides from individual programs for further information.

Reentrance

A student who discontinues studies at the University must meet the entrance requirements effective at the time of reentrance, unless a leave of absence has been granted. Fees are required for reentrance applications, and supplementary documents may also be required.

Change of program or degree

Students who are currently enrolled in the Graduate School may request transfer to a different program or a more advanced degree level by completing an application form and submitting two letters of reference along with the appropriate fee. Transcripts on file with the University are acceptable.

International students

The admission of students from countries other than the United States or Canada is limited to those who meet all requirements for admission, submit official English translations of their transcripts, furnish suitable recommendations from responsible persons, pass the Test of English as a Foreign Language (TOEFL) or the Michigan Test of English Language Proficiency (MTELP) if English is not the student's native language, and give evidence of ability to meet all financial obligations to the University during the course of study.

Inquiry about the time and place of administration of the tests should be addressed to Educational Testing Service at the addresses noted under the section "Graduate Record Examinations."

Scholarships and assistantships for first-year graduate students from abroad are extremely limited; consequently, applicants should assume that they will need to have financial resources sufficient for a full year's study. A deposit must be made to International Student Services before immigration documents are furnished.

Exchange visitor

The University program for exchange visitors, through the United States Information Agency, may be advantageous for international students. Persons entering the United States on an exchange visitor visa (J-1) are subject to the same regulations on study load and work as are F-1 students. In addition they are required to have health insurance for themselves and their families. Further information may be obtained from the University Student Affairs Office.

Visa forms

Forms for both the F-1 and the J-1 visas are issued by the adviser in the Office of International Student Services to the student after acceptance and after financial arrangements have been made with that office.

Student visa

A graduate student entering the United States on a student visa (F-1) must successfully carry a study load of at least 8 units during each quarter of the academic year. The applicant must be prepared to provide such advance deposit as is required by Student Finance and must give assurance that additional funds will be forthcoming to meet school expenses. Fellowships and assistantships for international students are limited, and employment is restricted by regulations of the Immigration and Naturalization Service to no more than twenty hours per week.

English competence

All international students are encouraged (particularly those who do not have an adequate score on TOEFL or MTELP or other evidence of English proficiency) to attend an intensive American Language Institute prior to entering their program. Further information about opportunities for such programs can be obtained from the Office of Admissions. Further study of English may be required to assure progress toward the degree.

ADMISSION CLASSIFICATIONS

Applicants are admitted in one of the following classifications. For regular or provisional status, applicants must be approved for acceptance by the program in which they propose to study. Others may be permitted to enroll, subject to availability of facilities, and will be classified as nondegree students.

Regular

Regular status is given to a student who meets the scholarship and examinations requirements for admission to the graduate program of choice, has met all prerequisites, and has no undergraduate deficiencies.

Provisional

Provisional status is given to a student (a) whose scholarship does not reach the level for regular graduate standing but who shows strong promise of success in graduate studies, (b) who has the prerequisites but whose undergraduate preparation is inadequate for the chosen graduate program, or (c) whose admissions documentation is incomplete at the time of notification of acceptance. To continue eligibility for graduate study, a student admitted on provisional status must achieve a grade point average of 3.00 quarter by quarter, with no course grade less than C (2.00).

Nondegree

Nondegree status is given to a student who wishes to enroll in graduate courses for personal or professional benefit but who is not seeking a graduate degree. Such applicants complete a special application form.

Nondegree students in the Graduate School are permitted only 12 units of study for regular grades. Beyond the 12 units, only audit (AU) may be recorded.

Certificate

Students seeking admission to one of the Graduate School's postbaccalaureate or post-master's certificate programs apply in the usual way for regular or provisional admission but are classified as certificate students.

Auditor

With the consent of the adviser and the instructor of the course, a student in any classification may register for a course as auditor. The student is required to pay half the regular tuition and agrees to attend at least 80 percent of course lectures.

College senior

A senior with a grade point average of 3.0 or above may request to take a graduate course simultaneously with courses that complete the bachelor's degree requirements if the total does not constitute more than 12 academic units.

Registration requires approval of the instructor, the program director or coordinator, and the Graduate School dean.

FROM MASTER'S TO PH.D. OR PSY.D. DEGREE

Bypassing master's

A graduate student at this University may proceed first to a master's degree. If at the time of application the student wishes to qualify for the Doctor of Philosophy degree, this intention should be declared even if the first objective is a master's degree.

If after admission to the master's degree program a student wishes to go on to the doctoral degree, an application form should be submitted, along with letters of reference, to the dean of the Graduate School. If the award of the master's degree is sought, the student will be expected to complete that degree before embarking on doctoral activity for credit. A student who bypasses the master's degree may be permitted, on the recommendation of the guidance committee and with the consent of the dean, to transfer courses and research that have been completed in the appropriate field and are of equivalent quality and scope to his/her doctoral program.

Second master's

A student who wishes to qualify for an additional master's degree in a different discipline may apply. The dean of the Graduate School and the faculty of the program the student wishes to enter will consider such a request on its individual merits.

Concurrent admission

Students may not be admitted to a Graduate School program while admitted to another program at this University or elsewhere. The exceptions to this are the combined-degrees programs, discussed in the Graduate School BULLETIN or in Section III of this BULLETIN under Combined-Degrees Programs.

Courses

FOUNDATIONAL STUDIES

BIBLICAL STUDIES

REL 404 New Testament Writings (2-3)

Interpretation of selected letters and passages of the New Testament, with a view to their theological and practical significance for today.

Additional project required for third unit.

REL 419 Gospel of John (2-3)

Key passages and themes in John, with an exploration of its message for today.

Additional project required for third unit.

REL 424 Hebrew Prophets (2-3)

Selected books, passages, and themes in the Old Testament prophets, with an exploration of their theological and practical significance for today.

Additional project required for third unit.

REL 426 Mission and Message of Jesus (2-3)

Study of the healing ministry and redemptive message of Jesus, with application to health professionals.

Additional project required for third unit.

REL 428 Gospel of Mark (2-3)

Key passages and themes in Mark, with an exploration of its message for today.

Additional project required for third unit.

REL 429 Gospel of Luke (2-3)

Key passages and themes in Luke, with an exploration of its message for today.

Additional project required for third unit.

REL 439 Gospel of Matthew (2-3)

Key passages and themes in Matthew, with an exploration of its message for today.

Additional project required for third unit.

REL 464 Paul's Letter to the Romans (2-3)

Chapter-by-chapter interpretation of Paul's most influential letter, in which the good news of God's salvation is applied to the issues of Christian life and community.

Additional project required for third unit.

REL 468 Daniel (2-3)

Nature, purpose, and message of the apocalyptic book of Daniel.

Additional project required for third unit.

REL 469 Revelation (2-3)

Nature, purpose, and message of the apocalyptic book of Revelation.

Additional project required for third unit.

REL 474 Love and Sex in Biblical Teaching (2-3)

Study of Scripture on the reality, nature, and challenges of love, both divine and human; and of key biblical passages on the goodness, meaning, and distortions of human sexuality.

Additional project required for third unit.

REL 475 Spirituality and the Contemporary Christian (2-3)

Exploration of the meaning of spirituality in the light of Scripture and Christian thought, and study of practices and disciplines that form and mature an individual's spiritual life.

Additional project required for third unit.

REL 476 The Bible and Ethics (2-3)

Ways in which the Bible and ethics are related. Major ethical themes in biblical teaching.

Additional project required for third unit.

REL 499 Directed Study (1-3)

Prerequisite: Consent of instructor.

REL 558 Old Testament Thought (3-4)

Introduction to the literature and key theological themes of the Old Testament.

Additional project required for fourth unit.

REL 559 New Testament Thought (3-4)

Introduction to the literature and key theological themes of the New Testament.

Additional project required for fourth unit.

REL 699 Directed Study (1-6)

Prerequisite: Consent of instructor.

REL 727 Love and Sex in Biblical Teaching (2)

Study of Scripture on the reality, nature, and challenges of love, both divine and human; and of key biblical passages on the goodness, meaning, and distortions of human sexuality.

REL 764 Paul's Letter to the Romans (2)

Chapter-by-chapter interpretation of Paul's most influential letter, in which the good news of God's salvation is applied to the issues of Christian life and community.

THEOLOGICAL STUDIES

REL 406 Adventist Beliefs and Life (2-3)

Fundamental tenets of Seventh-day Adventist faith and the lifestyle that such faith engenders.

Additional project required for third unit.

REL 415 Philosophy of Religion (2-3)

Philosophical study of religion, including the nature and function of religious language, evidence for the existence of God, the problem of evil, and religious diversity.

Additional project required for third unit.

REL 416 God and Human Suffering (2-3)

Suffering and evil in relation to the creative and redemptive purposes of God for this world.

Additional project required for third unit.

REL 417 Christian Beliefs and Life (2-3)

Introduction to what is basic to Christianity, in terms of beliefs and lifestyle.

Additional project required for third unit.

REL 437 Current Issues in Adventism (2-3)
Selected theological, ethical, and organizational questions of current interest in Adventism, with the goal of preparation for active involvement in the life of the Seventh-day Adventist church. Recommended for students with a Seventh-day Adventist background.

Additional project required for third unit.

REL 538 Doctrine of Humanity (3-4)
The Christian understanding of the nature and destiny of human beings.

Additional project required for fourth unit.

REL 539 Doctrine of God (3-4)
Study of the nature and attributes of God, the trinitarian concept of God, and God's relation to the temporal world.

Additional project required for fourth unit.

REL 557 Theology of Human Suffering (3-4)
Suffering and evil in relation to the creative and redemptive purposes of God for this world. Focus on formation of student's theology of human suffering.

Additional project required for fourth unit.

REL 604 Seminar in Religion and Science (3-4)
Research seminar in the relation between religion and science.

Prerequisite: Consent of instructor.

REL 615 Seminar in Philosophy of Religion (3-4)
Examination of the concept of God, arguments for the existence of God, the relationship of faith and reason, and the nature of religious language.

Additional project required for fourth unit.

REL 706 Adventist Beliefs and Life (2)
Fundamental tenets of Seventh-day Adventist faith, and the lifestyle which such faith engenders.

REL 707 Medicine, Humanity, and God (2)
Role of the practitioner of medicine as a co-worker with God in the healing of humankind.

REL 713 Christian Spirituality (2)
Study of Scripture and Christian thought on how a person's spiritual life is formed and matured.

REL 716 God and Human Suffering (2)
Suffering and evil in relation to the creative and redemptive purposes of God for this world.

REL 717 Christian Beliefs and Life (2)
Introduction to what is basic to Christianity, in terms of beliefs and lifestyle.

REL 726 Jesus (2)
Study of Jesus as healer and teacher, prophet and reformer, Son of God and Savior.

MISSION STUDIES

REL 440 World Religions (2-3)
Survey of the origins, beliefs, and contemporary practices of the world's major religious systems. Attention to the interaction between specific religions and their cultures and to similarities, differences, and potential for understanding among the religions.

Additional project required for third unit.

REL 444 Christian Mission (2-3)
Biblical theology applied to defining the concerns, structures, and methods of Christian mission. Concept of the Church, the definition of missionary, and the priorities of mission.

Additional project required for third unit.

REL 447 Crosscultural Ministry (2-3)
Study of the challenges of serving crosscultural situations from a Christian mission perspective, using the insights of missiology and cultural anthropology as they relate to personal and professional growth, social change, and effective intercultural communication and service.

Additional project required for third unit.

REL 534 Anthropology of Mission (3-4)
Study of Christian mission, applying the findings of anthropology as they relate to cultural change. Processes of religious development, means of diffusion, factors affecting religious acculturation, and analysis of programs intended to effect changes in religion.

Additional project required for fourth unit.

HISTORICAL STUDIES

REL 407 Comparative Religious Experience (2-3)

Examination of the religious experience held by adherents of various Christian confessions.

Additional project required for third unit.

REL 423 Loma Linda Perspectives (2-3)
History and philosophy of Loma Linda University as a Christian health-sciences institution that fosters human wholeness.

Additional project required for third unit.

REL 425 Contemporary Religious Issues (2-3)
Analysis of prominent topics in religion discussed in contemporary journals.

Additional project required for third unit.

REL 436 Adventist Heritage and Health (2-3)
Origin and development of Seventh-day Adventist interest in health, from the background of nineteenth-century medicine and health reform to the present.

Additional project required for third unit.

REL 555 Adventist Experience (3-4)
Introduction to the beliefs and values that shape the Seventh-day Adventist community.

Additional project required for fourth unit.

REL 714 Comparative Religious Experience (2)

Examination of the religious experience held by adherents of various Christian confessions.

REL 718 Adventist Heritage and Health (2)
Study of the fundamental beliefs and values that led Seventh-day Adventists to become involved in health care, with particular emphasis on the spiritual story and principles leading to the founding of Loma Linda University.

ETHICAL STUDIES

RELE 448 Christian Business Ethics (2-3)

Christian and other perspectives on ethical issues in business and their pertinence to health care delivery and administration.

Additional project required for third unit.

RELE 455 Christian Understanding of Sexuality (2-3)

Interpretations of human sexuality in ancient, medieval, and modern Christian thought, with emphasis on contemporary issues such as marriage, divorce, homosexuality, and artificial human procreation.

Additional project required for third unit.

RELE 456 Personal and Professional Ethics (2-3)

Introductory exploration of the foundations, norms, and patterns of personal integrity in professional contexts.

Additional project required for third unit.

RELE 457 Christian Ethics and Health Care (2-3)

Ethical issues in modern medicine and related fields from the perspective of Christian thought and practice.

Additional project required for third unit.

RELE 458 Ethical Issues in Health Care (2-3)

Discussions of ethical issues in modern medicine and related fields. (For off-campus program only.)

Additional project required for third unit.

RELE 499 Directed Study (1-3)

Prerequisite: Consent of instructor.

RELE 505 Clinical Ethics (3)

In-depth, case-based analysis of bioethics, with emphasis on clinical applications. Background conceptual and historical readings orient students to the issues highlighted by classic cases in bioethics.

Additional project required for fourth unit.

RELE 522 Bioethical Issues in Social Work (3-4)

Theoretical and practical dilemmas in contemporary biomedical ethics. Emphasis on the distinctive contributions social workers can make to the identification, clarification, and resolution of these dilemmas.

Additional project required for fourth unit.

RELE 524 Christian Bioethics (3-4)

Advanced analysis of ethical issues and options in medicine and related fields. Contributions of Christian thought and life. Topics selected in part by student priorities.

Additional project required for fourth unit.

RELE 525 Ethics for Scientists (3-4)

Ethical presuppositions and obligations of scientific research, particularly in the physical and biological sciences. Identification, clarification and resolution of ethical issues in scientific research, with emphasis on Christian contributions.

Additional project required for fourth unit.

RELE 534 Ethical Issues in Public Health (3-4)

Theoretical and practical appraisals of the ethical issues and alternatives encountered by public health administrators, educators, and investigators.

Additional project required for fourth unit.

RELE 548 Christian Social Ethics (3-4)

Implications of Christian belief for selected problems in social ethical theory and practice.

Additional project required for fourth unit.

RELE 554 Clinical Intensive in Biomedical Ethics I (4)

Theories and applications of clinical biomedical ethics.

RELE 555 Clinical Intensive in Biomedical Ethics II (4)

Theories and applications of clinical biomedical ethics.

Prerequisite: RELE 554.

RELE 577 Theological Ethics (3-4)

Primary theological legacies of Western culture. Relationships between doctrinal formulations and interpretations of health and healing; possible contribution of each legacy to contemporary therapeutic endeavors.

Additional project required for fourth unit.

RELE 588 Philosophical Ethics (3-4)

Critical analysis of the basic theories propounded in Western philosophical ethics. Study of writings of major ethical theorists, including Plato, Aristotle, Kant, and Mill. Philosophical ethics compared with Christian faith.

Additional project required for fourth unit.

RELE 589 Biblical Ethics (3-4)

Exploration of the nature of biblical ethics and the contribution which the Bible makes to ethical reflection and action.

Additional project required for fourth unit.

RELE 624 Seminar in Christian Ethics (3-4)

Advanced study of selected topics in Christian ethics.

Prerequisite: Consent of instructor.

RELE 699 Directed Study (1-6)

Prerequisite: Consent of instructor.

RELE 704 Medicine and Ethics (2)

Introductory study of Christian medical ethics, emphasizing personal integrity of the physician, procedures of moral decision making, and ethical problems facing contemporary medicine, such as abortion and euthanasia.

RELE 714 Advanced Medical Ethics (2)

Advanced study of issues and cases in contemporary medical ethics.

RELE 734 Christian Ethics for Dentists (2)

Ethical issues in contemporary dentistry. Christian resources for ethical decision making.

RELATIONAL STUDIES

APPLIED THEOLOGY

RELR 404 Christian Service (1-2)

Participation in approved service learning with written reflection on the Christian reasons for service.

Additional project required for second unit.

RELR 448 Leadership in the Church and Community (2-3)

Theology and practice of lay church involvement and leadership by health care professionals.

Additional project required for third unit.

RELR 528 Christian Citizenship and Leadership (3-4)

Christian principles for fostering healthy communities and transforming the institutions of society. Study will include the function of religion in society and the significance of Christian faith for public leadership and social policies.

Additional project required for fourth unit.

RELR 565 Introduction to Pastoral Theology (3-4)

Study of the biblical, theological, and historical foundations for the practice of ministry.

Additional project required for fourth unit.

RELR 567 Introduction to Pastoral Counseling (3-4)

Overview of theology, history, theory, and practice of pastoral counseling.

Additional project required for fourth unit.

RELR 574 Introduction to Preaching (3-4)

Exploration of the theology, content, and practice of Christian proclamation, with emphasis on the development of basic skills for the preparation and delivery of biblical messages in a variety of settings.

Additional project required for fourth unit.

RELR 715 Christian Dentist in Community (2)

Study of Christian leadership in the local church, surrounding community, and the larger society, emphasizing the practical development of leadership skills.

RELR 725 Wholeness for Physicians (2)

Knowledge, values, attitudes, and skills contributing to the physician's goal of personal wholeness.

RELR 749 Personal and Family Wholeness (2)

Study of personal spiritual development as the center for individual and family life and professional practice, with special attention to balancing healthy family relationships and professional obligations.

CLINICAL MINISTRY

RELR 398 Practicum in Integrative Health Care (2)

Practical study of knowledge, values, attitudes, and skills contributing to student's personal growth and to healing of the patient. Special attention to personal wholeness, including physical, mental, relational, and spiritual dimensions.

For off-campus program only.

RELR 409 Christian Perspectives on Death and Dying (2-3)

From a Christian perspective, consideration of the meaning of death, including: the process of dying, cultural issues regarding death and dying, grief and mourning, suicide, and other related issues.

Additional project required for third unit.

RELR 427 Crisis Counseling (2-3)

Crisis phenomena, current crisis theory, a Christian model of crisis care, and the dynamics and practices of crisis care.

Additional project required for third unit.

RELR 475 Art of Integrative Care (2-3)

Principles, concepts, and practices that affect the ministry of health care and the Christian witness in the clinical setting.

Additional project required for third unit.

RELR 524 Clinical Pastoral Education (6-12)

Twelve-week course including supervised experience with patients, lectures by hospital staff, hospital rounds with physicians, seminars and conferences. Five eight-hour days per week. [Limited enrollment. Credit earned in this course is recognized by the Association for Clinical Pastoral Education, Incorporated.]

RELR 525 Health Care and the Dynamics of Christian Leadership (3-4)

Focus on the components of leadership principles in the practice of health care. Exploration of the imperative of moral leadership in the community, administrative, and clinical setting.

Additional project required for fourth unit.

RELR 527 Crisis Counseling (3-4)

Crisis phenomena, current crisis theory, a Christian model of crisis care, and the dynamics and practices of crisis care.

Additional project required for fourth unit.

RELR 568 Care of the Dying and Bereaved (3-4)

Study of the biblical, theological, cultural, relational and psychological aspects of dying and death.

Additional project required for fourth unit.

RELR 575 Art of Integrative Care (3-4)

Examination of the attitudes and actions of the health care professional relative to personal spirituality and patient witnessing.

Additional project required for fourth unit.

RELR 694 Seminar in Clinical Ministry (3-4)

Principles and practice of effective interaction with patients, parishioners, inmates, and other populations.

Additional project required for fourth unit.

RELR 701 Orientation to Religion and Medicine (2)

Examination of the relationship between Scripture and the practice of medicine.

RELR 775 Art of Integrative Care (2)

Principles, concepts, and practices that affect the ministry of health care and the Christian witness in the clinical setting.

PSYCHOLOGY OF RELIGION**RELR 408 Christian Perspectives on Marriage and the Family (2-3)**

From a Christian perspective, an overview of the family lifecycle.

Additional project required for third unit.

RELR 415 Christian Theology and Popular Psychology (2-3)

From a Christian perspective, exploration of the psychological principles, concepts, and practices apparent in popular American culture; and their effect on the general public.

Additional project required for third unit.

RELR 429 Cultural Issues in Religion (2-3)

Study of similarities and differences between European-American culture and "minority" cultures in America, and the differences pertaining to the way religion is perceived and practiced.

Additional project required for third unit.

RELR 499 Directed Study (1-3)

Prerequisite: Consent of instructor.

RELR 564 Religion, Marriage, and the Family (3-4)

The family in theological, historical, and ethical perspectives, with a Christian assessment of contemporary theories regarding the family.

Additional project required for fourth unit.

RELR 584 Culture, Psychology, and Religion (3-4)

Introduction to the major contours of Western culture as they relate to various schools of psychological thought and the influence of religious beliefs.

Additional project required for fourth unit.

RELR 585 Psychological Study of Religion (3-4)

Psychological research of religion from an eclectic approach. Faith development, ethnographic varieties of religious experiences, narrative analysis, and crosscultural religious experiences.

Additional project required for fourth unit.

RELR 586 Psychology of Moral and Faith Development (3-4)

Study of logical, moral, and faith reasoning from a cognitive-developmental perspective. How cultural and religious norms affect moral thinking.

Additional project required for fourth unit.

RELR 699 Directed Study (1-6)

Prerequisite: Consent of instructor.

RELR 764 Christian Perspectives on Marriage and the Family (2)

From a Christian perspective, an overview of the family lifecycle.

GENERAL RELIGIOUS STUDIES**RELG 504 Research Methods (2-4)**

Examination of the presuppositions and procedures for graduate research in religious studies. Use of libraries and research centers. Ways and means of preparing and presenting term papers, theses, and scholarly articles.

Additional project required for fourth unit.

RELG 674 Reading Tutorial (3-4)

Reading course for graduate students in religious studies. Topics vary depending on student and instructor interests.

Additional project required for fourth unit.

Prerequisite: Consent of instructor.

RELG 696 Project (1-4)

Prerequisite: Consent of instructor and of student's adviser.

RELG 697 Independent Research (1-8)

Prerequisite: Consent of instructor and of student's adviser.

RELG 698 Thesis (1-4)

Prerequisite: Consent of instructor and of student's adviser.





III

PROGRAMS AND CENTERS

MASTER'S DEGREE PROGRAMS

BIOMEDICAL AND CLINICAL ETHICS—Master of Arts

CLINICAL MINISTRY—Master of Arts

COMBINED-DEGREES PROGRAMS

BIOMEDICAL AND CLINICAL ETHICS—Master of Arts

with

PSYCHOLOGY—Doctor of Philosophy *or* Doctor of Psychology

CLINICAL MINISTRY—Master of Arts

with

MARITAL AND FAMILY THERAPY—Master of Science

CENTERS

CENTER FOR CHRISTIAN BIOETHICS

CENTER FOR SPIRITUAL LIFE AND WHOLENESS

Master's Degree Programs

Two master's degree programs in religion are offered by the Graduate School and directed by the Faculty of Religion. They are the Master of Arts degree in biomedical and clinical ethics and the Master of Arts degree in clinical ministry. The course of study leading to the awarding of these degrees is described in this BULLETIN as well as in the Graduate School BULLETIN.

The Master of Arts degree in clinical ethics and the Master of Arts degree in clinical ministry may be combined in one of two combined-degrees programs. The combined Master of Arts in biomedical and clinical ethics/Doctor of Philosophy in Psychology or Doctor of Psychology degrees are offered by the Graduate School and directed by the Faculty of Religion and the Department of Psychology. The combined Master of Arts in clinical ministry/Master of Science in marital and family therapy degrees are offered by the Graduate School and directed by the Faculty of Religion and the Department of Counseling and Family Sciences.

Inquiries regarding application, admission, tuition, student life, and other information should be addressed to:

Office of Admissions
Graduate School
Loma Linda University
Loma Linda, CA 92350

WEB SITE ADDRESSES

- Master of Arts degree in biomedical and clinical ethics
<http://ethics.llu.edu/>
- Master of Arts degree in clinical ministry
<http://ministry.llu.edu/>

BIOMEDICAL AND CLINICAL ETHICS

GERALD R. WINSLOW, 1993. Dean and Program Director
 Professor of Religion
 M.A. Andrews University 1968
 Ph.D. Graduate Theological Union 1979
Christian Ethics

The purpose of this interdisciplinary course of graduate study leading to a Master of Arts degree in biomedical and clinical ethics is to prepare qualified persons to engage in education, research, and service pertinent to the ethical issues in health care and human biology.

This degree is designed primarily for two types of students: those who are planning to pursue a career in biomedical ethics and who desire the Master of Arts degree as a step toward graduate work at the doctoral level, and those who wish to acquire the degree in order to complement their career in health care or another profession.

The Biomedical and Clinical Ethics Program is administered by the Faculty of Religion through the Graduate School. It draws upon resources from many sectors of the campus, including clinical faculty in four of the University's schools, Loma Linda University Medical Center's Department of Clinical Ethics, the Center for Christian Bioethics, and the Center for Spiritual Life and Wholeness. The M.A. degree program cooperates with the Center for Christian Bioethics in a variety of ways. The center's Thompson Library, a constantly growing collection with approximately 2,500 volumes, aims to become one of the most comprehensive libraries of materials in biomedical and clinical ethics on the Pacific Slope. These materials, which are an especially valuable resource for graduate students, supplement the related holdings in the primary libraries of Loma Linda University and nearby institutions.

The primary objectives of the Biomedical and Clinical Ethics Program are to:

1. Promote interdisciplinary study of ethical issues in health care and human biology.
2. Provide practical experience through observation and participation in clinical ethics.
3. Offer course work in the theological, biblical, and philosophical resources for ethics.
4. Prepare students for subsequent doctoral work in ethics.
5. Enhance understanding of biomedical ethics for members of the health care and other professions.

FACULTY

- IVAN T. BLAZEN, 1993. Professor of Religion
M.A. Andrews University 1958;
M.Div. Andrews University 1962
Ph.D. Princeton Theological Seminary 1979
Biblical Interpretation and Theology
- MARK F. CARR, 1997. Assistant Professor of Religion
M.Div. Andrews University 1990
Ph.D. University of Virginia 1998
Christian Ethics
- DAVID R. LARSON, 1974.
Theological Co-Director, Center for Christian Bioethics
Professor of Religion
D. Min. Claremont School of Theology 1973
Ph.D. Claremont Graduate University 1982
Christian Ethics, Theological and Philosophical Ethics, Biomedical Ethics
- ROBERT D. ORR
Co-Director, Center for Christian Bioethics and Director of Clinical Ethics, Loma Linda University Medical Center;
Professor of Family Medicine
M.D. McGill University 1966
Clinical Ethics
- JACK W. PROVONSHA, 1958. Emeritus Professor of Philosophy of Religion and Christian Ethics
M.D. Loma Linda University SM 1953
Ph.D. Claremont Graduate University 1967
Philosophy of Religion, Theology, Biomedical Ethics, Clinical Ethics
- RICHARD RICE, 1998. Professor of Religion
M.Div. Andrews University 1969
M.A. University of Chicago Divinity School 1972
Ph.D. University of Chicago Divinity School 1974
Theology and Philosophy of Religion
- JAMES W. WALTERS, 1980. Professor of Religion
M.Div. Andrews University 1970
M.A. Claremont Graduate University 1979
Ph.D. Claremont Graduate University 1979
Christian Ethics, Theological and Philosophical Ethics, Biomedical Ethics
- GERALD R. WINSLOW, 1993. Dean; Program Director, Biomedical and Clinical Ethics;
Professor of Religion
M.A. Andrews University 1968
Ph.D. Graduate Theological Union 1979
Christian Ethics

AUXILIARY FACULTY

- ROY BRANSON, Adjunct Professor of Christian Ethics
Ph.D. Harvard University 1968
Theological and Philosophical Ethics, Biomedical Ethics, Religion and Society
- CHARLES W. TEEL, JR., Adjunct Professor of Christian Ethics
M.A. Andrews University 1965
M.Th. Harvard University 1970
Ph.D. Boston University 1972
Christian Ethics, Christian Social Ethics, Sociology of Religion
- LOIS VAN CLEVE, Professor of Nursing
Ph.D. Claremont Graduate University 1985
Ethics in Nursing

CLINICAL FACULTY

- DEBRA CRAIG, Associate Professor of Medicine
M.D. Loma Linda University SM 1982
M.A. Loma Linda University GS 1995
Clinical Ethics
- DENNIS DELEON, Assistant Professor of Family Medicine
M.D. University of Tennessee, Memphis 1989
Clinical Ethics
- MILENNE ALDANA DELEON, Instructor in Nutrition and Dietetics
M.P.H., RD Loma Linda University PH 1994
Clinical Ethics
- STEVEN B. HARDIN, Assistant Professor of Medicine
M.D. Loma Linda University SM 1985
Clinical Ethics
- ROBERT KIGER, Professor of Dentistry
D.D.S. Loma Linda University SD 1970
M.A. Loma Linda University GS 1985
Clinical Ethics

MASTER OF ARTS

Admission

In addition to meeting admission requirements for the Graduate School, the applicant to the Biomedical and Clinical Ethics Program must:

1. Propose clear personal and professional goals and ways in which the Biomedical and Clinical Ethics Program can facilitate their realization.
2. Persuade the Admissions Committee, by previous accomplishments, that s/he is able and willing to reach these goals and to make a distinguished contribution to the field.

Course requirements

In order to receive the Master of Arts degree in biomedical and clinical ethics from Loma Linda University, the student will complete a minimum of 48 units of course work as herein specified, with an overall grade point average of B or better, with no grade lower than a C and with no grade in a required course lower than a B-. At least 36 units must be in approved courses numbered 500-699 or their equivalent. The required curriculum is as follows:

CURRICULUM

RELG 504	Research Methods	(4)
RELE 524	Christian Bioethics	(4)
RELE 548	Christian Social Ethics	(4)
RELE 554	Clinical Intensive in Biomedical Ethics I	(4)
RELE 555	Clinical Intensive in Biomedical Ethics II	(4)
RELE 577	Theological Ethics	(4)
RELE 588	Philosophical Ethics	(4)
RELE 589	Biblical Ethics	(4)
— —	Approved electives	(16)

TOTAL UNITS REQUIRED (48)

Transfer credits

Students are permitted to transfer up to 8 units of approved graduate-level courses from other accredited institutions into the Biomedical and Clinical Ethics Program. In addition, prior or current students in Loma Linda University's other post-baccalaureate degree programs are permitted to petition to receive credit for a maximum of 12 units for courses completed in their professional studies that are directly related to biomedical and clinical ethics.

Comprehensive examinations

Each student must pass five comprehensive examinations within a period of two weeks. These written examinations will test the student's ability to integrate and apply knowledge from the following areas: (1) philosophical ethics, (2) theological and biblical ethics, (3) biomedical and clinical ethics. These examinations must be successfully completed

before the student defends a thesis or its approved substitutes. Review questions and bibliography for each of the areas will be supplied to the student.

Thesis or Project

Each student must either prepare a thesis while registered for RELE 697 and RELE 698, or prepare three major papers of publishable quality in courses approved as substitutes by the guidance committee. The student must provide an oral defense of a thesis or three major papers that analyzes specific issues, cases, dilemmas, or themes in biomedical and clinical ethics. By the time they complete 24 quarter units in the program, students must declare whether they intend to write a thesis.

COURSES

RELG 504 Research Methods (3-4)

Examination of the presuppositions and procedures for graduate research in religious studies. Use of libraries and research centers. Ways and means of preparing and presenting term papers, theses, and scholarly articles.

Additional project required for fourth unit.

RELE 524 Christian Bioethics (3-4)

Advanced analysis of ethical issues and options in medicine and related fields. Contributions of Christian thought and life. Topics selected in part by student priorities.

Additional project required for fourth unit.

RELE 525 Ethics for Scientists (3-4)

Ethical presuppositions and obligations of scientific research, particularly in the physical and biological sciences. Identification, clarification, and resolution of ethical issues in scientific research, with emphasis on Christian contributions.

Additional project required for fourth unit.

RELE 534 Ethical Issues in Public Health (3-4)

Theoretical and practical appraisals of the ethical issues and alternatives encountered by public health administrators, educators, and investigators.

Additional project required for fourth unit.

RELE 548 Christian Social Ethics (3-4)

Implications of Christian belief for selected problems in social ethical theory and practice.

Additional project required for fourth unit.

RELE 554 Clinical Intensive in Biomedical Ethics I (4)

Theories and applications of clinical biomedical ethics.

Additional project required for fourth unit.

RELE 555 Clinical Intensive in Biomedical Ethics II (4)

Theories and applications of clinical biomedical ethics.

Prerequisite: RELE 554.

RELE 577 Theological Ethics (3-4)

Primary theological legacies of Western culture. Relationships between doctrinal formulations and interpretations of health and healing; possible contribution of each legacy to contemporary therapeutic endeavors.

Additional project required for fourth unit.

RELE 588 Philosophical Ethics (3-4)

Critical analysis of the basic theories propounded in Western philosophical ethics. Study of the writings of major ethical theorists, including Plato, Aristotle, Kant, and Mill. Philosophical ethics compared with Christian faith.

Additional project required for fourth unit.

RELE 624 Seminar in Christian Ethics (3-4)

Advanced study of selected topics in Christian ethics.

Prerequisite: Consent of instructor.

RELG 674 Reading Tutorial (3-4)

Reading course for graduate students in religious studies. Topics vary depending on student and instructor interests.

Additional project required for fourth unit.

Prerequisite: Consent of the instructor.

RELG 697 Independent Research (1-8)

Prerequisite: Consent of instructor and of student's adviser.

RELG 698 Thesis (1-4)

Prerequisite: Consent of instructor and of student's adviser.



CLINICAL MINISTRY

GERALD R. WINSLOW, 1993. Dean
 Professor of Religion
 M.A. Andrews University 1968
 Ph.D. Graduate Theological Union 1979
Christian Ethics

RANDALL L. ROBERTS, 1994. Associate Dean; Program Director
 Associate Professor of Religion
 M.Div. Andrews University 1985
 M.A. United States International University 1991
 D.Min. Fuller Theological Seminary 1996
Theology and Ministry

The Master of Arts degree in clinical ministry encourages students to explore the theological, biblical, and historical roots of ministry within the institutional setting and to prepare for the practice of such ministry. It is especially valuable as preparation for careers in chaplaincy and other fields of ministry. It is specifically designed for three types of students: (1) those at the beginning of their professional lives, (2) those pursuing this degree in order to enhance or shift their existing careers, and (3) those pursuing this degree as a steppingstone to further study. This degree furthers education in caring for the whole person. The student will develop clinical skills applicable to contemporary ministry.

The program includes education in two areas: academic and clinical. Academic preparation is provided by the Faculty of Religion and other cooperating departments within the University.

Settings providing clinical opportunities for training in institutional ministry include: Loma Linda University (LLU) Medical Center (MC), LLU Behavioral Medicine Center, LLU Community Medical Center, SAC Health Systems-Norton Clinic, Jerry L. Pettis Memorial Veterans Hospital, LLU Faculty of Religion Center for Spiritual Life and Wholeness, and others.

LLUMC, under the auspices of the Department of Chaplain Services, is an accredited Clinical Pastoral Education (CPE) Center. Students admitted to the Clinical Ministry Program may apply for this clinical placement. (Separate application procedures are required.)

The faculty represents a balance between academic expertise and clinical experience; as well as a variety of disciplines, including: biblical studies, theology, theology and ministry, marriage and family therapy, cultural psychology, American church history, health education, nursing, and ethics.

The program has the following objectives:

1. Develop persons skilled in the practice of ministry in both routine and critical settings.
2. Expose students to a wide range of biblical, theological, and practical material pertinent to the field.
3. Provide a broadly based education in ministry, with specific focus on the practice of ministry.
4. Prepare students for membership in various professional organizations, such as the American Association of Pastoral Counselors (AAPC), the Association for Clinical Pastoral Education (ACPE), the Association of Professional Chaplains (APC), etc.
5. Contribute positively to the student's pastoral formation.

FACULTY

IVAN T. BLAZEN, 1993. Professor of Religion
M.A. Andrews University 1958;
M.Div. Andrews University 1962
Ph.D. Princeton Theological Seminary 1979
Biblical Interpretation and Theology

CARLA G. GOBER, 1997. Associate Director, Center for
Spiritual Life and Wholeness
Assistant Professor of Religion
M.P.H. Loma Linda University PH 1985
M.S. Loma Linda University GS 1994
Clinical Ministry

DAVID R. LARSON, 1974. Theological Co-Director,
Center for Christian Bioethics
Professor of Religion
D. Min. Claremont School of Theology 1973
Ph.D. Claremont Graduate University 1982
Christian Ethics
Theological and Philosophical Ethics, Biomedical Ethics

JOHNNY RAMÍREZ, 1994. Professor of Religion
M.A. Andrews University 1979
M.Ed. Harvard University 1988
Ed.D. Harvard University 1993
Theology, Psychology, and Culture

RICHARD RICE, 1998. Professor of Religion
M.Div. Andrews University 1969
M.A. University of Chicago Divinity School 1972
Ph.D. University of Chicago Divinity School 1974
Theology and Philosophy of Religion

RANDALL L. ROBERTS, 1994. Associate Dean;
Program Director, Clinical Ministry
Associate Professor of Religion
M.Div. Andrews University 1985
M.A. United States International University 1991
D.Min. Fuller Theological Seminary 1996
Theology and Ministry

SIROJ SORAJJAKOOL, 1999. Associate Professor of
Religion
M.A. Andrews University 1987
M.A.T.S. Claremont School of Theology 1998
Ph.D. Claremont School of Theology 1999
Pastoral Psychology

DAVID L. TAYLOR, 1995. Professor of Religion
M.A. Andrews University 1961
D.Min. Vanderbilt University 1977
American Religious History and Theology

LOUIS VENDEN, 1996. Professor of Religion
M.A. Potomac University 1958
M.Div. Andrews University 1966
Ph.D. Princeton Theological Seminary 1979
Theology and Ministry

JAMES W. WALTERS, 1980. Professor of Religion
M.Div. Andrews University 1970
M.A. Claremont Graduate University 1979
Ph.D. Claremont Graduate University 1979
Christian Ethics, Theological and Philosophical Ethics, Biomedical Ethics

GERALD R. WINSLOW, 1993. Dean; Program Director,
Biomedical and Clinical Ethics;
Professor of Religion
M.A. Andrews University 1968
Ph.D. Graduate Theological Union 1979
Christian Ethics

AUXILIARY FACULTY

- FRED C. KASISCHKE, Assistant Professor
M.Div. Andrews University 1970
D.Min. Fuller Theological Seminary 1988
- HENRY H. LAMBERTON, Associate Professor
M.Div. Andrews University 1974
Psy.D. Fuller Theological Seminary 1992
- WILLIAM A. LOVELESS, Adjunct Professor
M.A. Andrews University 1953
Ed.D. University of Maryland 1964
- BERNARD A. TAYLOR, Adjunct Professor
M.A. Andrews University 1979
M.Phil. Hebrew Union College 1987
Ph.D. Hebrew Union College 1989
- HYVETH B. WILLIAMS, Adjunct Assistant Professor
M.Div. Boston University 1988
D.Min. Boston University 1998

CLINICAL FACULTY

- WIL ALEXANDER, 1973. Founding Director, Center for
Spiritual Life and Wholeness
Professor of Religion
M.A. Andrews University 1957
Ph.D. Michigan State 1962
M.Th. Edinburgh University 1966
Theology and Clinical Ministry
- D. LEIGH AVELING, Adjunct Assistant Professor
D.Min. Claremont School of Theology 1996
Clinical Ministry
- M. JERRY DAVIS, Adjunct Professor
Rel.D. Claremont School of Theology 1967
Clinical Ministry
- ART EARLL, Adjunct Assistant Professor
M.Div. Andrews University 1971
Clinical Ministry
- JAMES GREEK, Adjunct Assistant Professor
D.Min. Fuller Theological Seminary 1985
Clinical Ministry
- DONNA SMITH-HERRICK, Adjunct Assistant Professor
M.Div. Samford University 1994
Clinical Ministry

MASTER OF ARTS

Admission

In addition to meeting admission requirements for the Graduate School, the applicant to the Clinical Ministry Program must:

1. Propose clear personal and professional goals and ways in which the program in clinical ministry can facilitate their realization;
2. Persuade the Admissions Committee, by previous accomplishments, that he or she is able and willing to reach these goals and to make a distinguished contribution to the field.

Course requirements

In order to receive the Master of Arts degree in clinical ministry from Loma Linda University, the

student will complete a minimum of 48 units of course work as herein specified, with an overall grade point average of B or better, with no grade lower than C, and with no grade in a core course lower than a B-. The required curriculum is as follows:

CORE COURSE WORK (36-48)

RELG 504	Research Methods	(3-4)
RELR 565	Introduction to Pastoral Theology	(3-4)
RELR 567	Introduction to Pastoral Counseling	(3-4)
RELR 568	Care of the Dying and Bereaved	(3-4)
RELR 574	Introduction to Preaching	(3-4)
RELR 584	Culture, Psychology, and Religion	(3-4)
RELR 694	Seminar in Clinical Ministry	(3-4)
RELF 557	Theology of Human Suffering	(3-4)
RELF 558	Old Testament Thought	(3-4)
RELF 559	New Testament Thought	(3-4)
RELE 524	Christian Bioethics	(3-4)
MFAM 515	Crisis Intervention Counseling	(3)
GSCJ 515	Researching and Writing Graduate-Level Papers	(2-4)

AS NECESSARY

RELG 697	Independent Research	(1-8)
RELG 696	Project	(1-4)
RELG 698	Thesis	(1-4)
— — —	Approved electives	(0-12)

TOTAL UNITS REQUIRED (48)

Transfer credits

Students are able to transfer up to 8 units of approved graduate-level courses from other institutions into the University's program in clinical ministry.

Clinical internship

Students must also satisfactorily complete an approved, one-year (i.e., 1,600 hours) clinical internship. The program recommends that this requirement be met by the satisfactory completion of four quarters of clinical pastoral education (CPE) at an accredited CPE center. (*Note: Acceptance into a quarter of CPE is at the discretion of the CPE supervisor and must be arranged individually and in advance.*) The expectation of the program is that all students will complete all course work before entering the clinical internship. In certain cases, however, a student may petition the director of the program to take the clinical internship out of sequence. Even in such cases, the recommendation is that RELR 565, RELR 568, and RELR 694 be completed before entering the clinical internship.

RELR 524 Clinical Pastoral Education, if taken as a selective, may account for a maximum of 6 academic units; and, if taken for academic credit, must be taken in addition to the 1,600-hour clinical internship.

After every 400-hour segment, a clinical evaluation form must be submitted to the program director.

Comprehensive examination

Each student must pass a comprehensive examination. This examination will test the student's ability to integrate and apply knowledge from the overall program. This examination must be successfully completed before the student defends a thesis, project, or papers.

Thesis, project, or publishable papers

Each student must either prepare a thesis while registered for RELR 698 or prepare a project while registered for RELR 696 or prepare two major papers of publishable quality. Independent research for either the thesis or the project is done while registered for RELR 697. The project option must be designed and implemented within the confines of the program and under the auspices and direction of the program director. The student must provide an oral defense of the thesis, project, or two major papers. By the time they complete 12 quarter units in the program, students must declare whether they intend to complete a thesis, a project, or two major papers.

COURSES

RELG 504 Research Methods (3-4)

Examination of the presuppositions and procedures for graduate research in religious studies. Use of libraries and research centers. Ways and means of preparing and presenting term papers, theses, and scholarly articles.

Additional project required for fourth unit.

RELR 565 Introduction to Pastoral Theology (3-4)

Study of the biblical, theological, and historical foundations for the practice of ministry.

Additional project required for fourth unit.

RELR 567 Introduction to Pastoral Counseling (3-4)

Overview of theology, history, theory, and practice of pastoral counseling.

Additional project required for fourth unit.

RELR 568 Care of the Dying and Bereaved (3-4)

Study of the biblical, theological, cultural, relational and psychological aspects of dying and death.

Additional project required for fourth unit.

RELR 574 Introduction to Preaching (3-4)

Exploration of the theology, content, and practice of Christian proclamation, with emphasis on the development of basic skills for the preparation and delivery of biblical messages in a variety of settings.

Additional project required for fourth unit.

RELR 584 Culture, Psychology, and Religion (3-4)

Introduction to the major contours of Western culture as they relate to various schools of psychological thought and the influence of religious beliefs.

Additional project required for fourth unit.

RELR 694 Seminar in Clinical Ministry (3-4)

Principles and practice of effective interaction with patients, parishioners, inmates, and other populations.

Additional project required for fourth unit.

RELF 557 Theology of Human Suffering (3-4)

Suffering and evil in relation to the creative and redemptive purposes of God for this world. Focus on formation of student's theology of human suffering.

Additional project required for fourth unit.

RELF 558 Old Testament Thought (3-4)

Introduction to the literature and key theological themes of the Old Testament.

Additional project required for fourth unit.

RELF 559 New Testament Thought (3-4)

Introduction to the literature and key theological themes of the New Testament.

Additional project required for fourth unit.

RELE 524 Christian Bioethics (3-4)

Advanced analysis of ethical issues and options in medicine and related fields. Contributions of Christian thought and life. Topics selected in part by student priorities.

Additional project required for fourth unit.

MFAM 515 Crisis-Intervention Counseling (3)

Experiential course where theory, techniques, and practices of crisis intervention are presented, with special attention to the development of the basic communication skills of counseling. Areas included that are intended to contribute to the development of a professional attitude and identity are: confidentiality, interprofessional cooperation, professional socialization, and organization. Therapeutic tapes covering topics such as death and dying, incest, spousal abuse, and rape.

Laboratory required.

GSCJ 515 Researching and Writing Graduate-Level Papers (2-4)

Theory and practice of secondary research and writing, with emphasis on conceptual organization and original development. Introduction to library research, including: gathering, organizing, narrowing, filtering, quoting, referencing, and writing up the research data.

RELG 696 Project (1-4)

Prerequisite: Consent of instructor and of student's adviser.

RELG 697 Independent Research (1-8)

Prerequisite: Consent of instructor and of student's adviser.

RELG 698 Thesis (1-4)

Prerequisite: Consent of instructor and of student's adviser.

Combined-Degrees Programs

The Master of Arts degree in biomedical and clinical ethics and the Master of Arts degree in clinical ministry may be combined in one of two combined-degrees programs. The combined Master of Arts in biomedical and clinical ethics/Doctor of Philosophy in psychology or Doctor of Psychology degrees are offered by the Graduate School and are directed by the Faculty of Religion and the Department of Psychology. The combined Master of Arts in clinical ministry/Master of Science in marital and family therapy degrees are offered by the Graduate School and are directed by the Faculty of Religion and the Department of Counseling and Family Sciences.

Inquiries regarding application, admission, tuition, student life, and other information should be addressed to:

Office of Admissions
Graduate School
Loma Linda University
Loma Linda, CA 92350



BIOMEDICAL AND CLINICAL ETHICS/PSYCHOLOGY

GERALD R. WINSLOW, 1993. Dean;
Program Director, Biomedical and Clinical Ethics
Professor of Religion
M.A. Andrews University 1968
Ph.D. Graduate Theological Union 1979
Christian Ethics

KITI FREIER. Program Director, Biomedical and Clinical Ethics/Psychology;
Chair, Department of Psychology
Associate Professor of Psychology and of Pediatrics
Ph.D. University of Health Sciences—the Chicago Medical School 1989

This combined-degrees program combines study for the M.A. degree in biomedical and clinical ethics with one of three doctoral programs offered by the Department of Psychology of the Graduate School. The purpose of the combined-degrees program is to facilitate more efficient completion of graduate programs in ethics and psychology for the student with interests in both areas. Students who complete the program should be prepared to make significant interdisciplinary contributions to the fields of psychology and of ethics. In order to enter this combined-degrees program, students must gain separate acceptance to the M.A. degree program in ethics and to one of the doctoral programs in psychology. Information about admission to these programs is available from the Graduate School.

FACULTY

The faculty for the combined-degrees program in biomedical and clinical ethics and in psychology is drawn from the Faculty of Religion and from the Department of Psychology, Loma Linda University Graduate School.

BIOMEDICAL AND CLINICAL ETHICS—Master of Arts

with

PSYCHOLOGY—Doctor of Philosophy or Doctor of Psychology

Course requirements

Students in this combined-degrees program complete all of the requirements for both degrees with greater efficiency by taking a number of courses that fulfill requirements in dual fashion and by careful selection of elective courses. Approval for the selective courses should be sought from the students' advisers for both degrees.

BIOMEDICAL AND CLINICAL ETHICS—M.A. CURRICULUM

The total number of units required for the M.A. degree is 48. The following courses constitute the core requirements for students completing the M.A. degree in biomedical and clinical ethics when taken with psychology as part of the combined-degrees program with psychology:

CORE REQUIREMENTS		(36)
RELE 524	Christian Bioethics	(4)
RELE 548	Christian Social Ethics	(4)
RELE 554	Clinical Intensive in Biomedical Ethics I	(4)
RELE 555	Clinical Intensive in Biomedical Ethics II	(4)
RELE 577	Theological Ethics	(4)
RELE 588	Philosophical Ethics	(4)
RELG 504	Research Methods	(2)
RELR 584	Culture, Psychology, and Religion	(3)
RELR 585	Psychological Study of Religion	(3)
PSYC 505	Research Methods	(4)

In addition to the preceding 36 units, students completing the M.A. degree will select 12 units from the following list of selectives:

SELECTIVES		(12)
PSYC 524	History, Systems, and Philosophy of Psychology	(4)
PSYC 526	Ethics and Legal Issues in Psychology	(2)
PSYC 536	Seminar in Psychology and Religion	(2)
PSYC 551	Psychobiological Foundations and Laboratory	(4)
PSYC 564	Foundations of Social Psychology and Culture	(4)
PSYC 566	Crosscultural Psychology	(2)
PSYC 567	Ethnic Diversity and Community in Clinical Psychology	(2)
PSYC 574	Foundations of Personality Theory and Research	(4)
PSYC 575	Foundations of Developmental Psychology	(4)
PSYC 576	Sex Roles and Gender Issues in Psychology	

PSYCHOLOGY—Ph.D. or Psy.D. CURRICULUM

Students completing one of the doctoral programs in psychology will complete all of the course requirements as listed in the Graduate School BULLETIN except for the 12 units of minor concentration, which will be fulfilled by the same number of units from course work in ethics, as prescribed above.

CLINICAL MINISTRY/MARITAL AND FAMILY THERAPY

RANDALL L. ROBERTS, 1994. Associate Dean; Program Director

Associate Professor of Religion

M.Div. Andrews University 1985

M.A. United States International University 1991

D.Min. Fuller Theological Seminary 1996

Theology and Ministry

MARY E. MOLINE, 1998. Department Chair; Program Adviser, Marital and Family Therapy

Professor of Counseling and Family Sciences

M.P.H. Loma Linda University PH 1973

M.S. Loma Linda University GS 1975

Ph.D. Brigham Young University 1979

Dr.P.H. Loma Linda University PH 1995

The combined Master of Arts degree program in clinical ministry and Master of Science degree program in marital and family therapy (MFAM) have many common subject areas, such as the spiritual and clinical emphasis in caring for the whole person. The joining of the two degree programs provides the student with the added Christian clinical counseling skills needed to minister to many spiritual and mental health problems. The MFAM degree also prepares the student for a clinical license. Licensure allows the student in the M.A./M.S. combined-degrees program more options for practice, including private practice. The students' ability to provide more services to the community—in addition to the traditional areas of practice, such as hospitals, churches, and schools—is increased.

The primary objectives of the combined-degrees program in clinical ministry and marital and family therapy are to:

1. Produce skilled professionals in clinical ministry and marital and family therapy in a family clinical ministry track.
2. Expose students to the currently available content material in the fields of clinical ministry and marital and family therapy.
3. Provide for supervised field and clinical training that will give students the opportunities to apply and integrate theoretical knowledge toward the development of clinical ministry and family therapy skills and competencies.
4. Provide activities by which students can develop the personal and professional maturity required to identify with the spiritual preventive and curative aspects of clinical ministry and marital and family therapy.

The family clinical ministry track provides the basis for doctoral work in mental health and religious studies. Outstanding students are encouraged to explore possibilities for further studies.

FACULTY

The faculty for the combined-degrees program in clinical ministry and marital and family therapy is drawn from the Faculty of Religion and the Department of Counseling and Family Sciences, Loma Linda University Graduate School.

CLINICAL MINISTRY—Master of Arts*with***MARITAL AND FAMILY THERAPY—Master of Science****Course requirements**

In order to receive the Master of Arts in clinical ministry and the Master of Science in marital and family therapy degrees from Loma Linda University, the student will complete a minimum of 103 units of course work as specified, with an overall grade point average of B or better, with no grade lower than C and with no grade in a core course lower than a B-. The required curriculum is as follows:

CORE COURSE WORK**IN CLINICAL MINISTRY (33)**

RELG 504	Research Methods	(2)
RELR 564	Religion, Marriage, and the Family	(4)
RELR 565	Introduction to Pastoral Theology	(3)
RELR 567	Introduction to Pastoral Counseling	(3)
RELR 568	Care of the Dying and Bereaved	(3)
RELR 574	Introduction to Preaching	(3)
RELR 584	Culture, Psychology, and Religion	(3)
RELF 557	Theology of Human Suffering	(3)
RELF 558	Old Testament Thought	(3)
RELF 559	New Testament Thought	(3)
RELE 524	Christian Bioethics	(3)

CORE COURSE WORK**IN MARITAL AND FAMILY THERAPY (69)**

MFAM 501	Research Tools and Methodology I	(3)
MFAM 502	Research Tools and Methodology II	(3)
MFAM 515	Crisis Intervention Counseling	(3)
MFAM 551	Family Therapy: Theory and Practice	(3)
MFAM 552	Marital Therapy: Theory and Practice	(3)
MFAM 553	Family Systems Theory	(3)
MFAM 568	Group Process Theory and Procedures: Theories in MFAM Therapy	(3)
MFAM 624	Personality, Marital, and Family Assessment	(3)
MFAM 638	Family Therapy and Chemical Abuse	(3)
MFAM 644	Child Abuse and Family Violence	(3)
MFAM 665	Structural Family Therapy	(2)
MFAM 545	Gender Perspectives	(2)
MFAM 556	Psychopathology and Diagnostic Procedures I	(3)
MFAM 558	Advanced Human Growth and Development	(3)

MFAM 584	Treatment of Child and Adolescent Problems	(2)
MFAM 669	Human Sexual Behavior	(3)
MFAM 535	Case Presentation and Professional Studies	(4)
MFAM 614	Law and Ethics	(3)
FMST 514	Crosscultural Counseling Family Values	(2)
FMST 614	Family Communication	(3)

SUPERVISED CLINICAL PRACTICE

MFAM 536, 537	Case Presentation Seminar	(2, 2)
MFAM 635, 636, 637	Case Presentation Seminar	(3, 3, 2)
MFAM 534	Clinical Training (200 hours total plus 50 hours of supervision). Can be substituted for clinical training requirement for M.A. degree in clinical ministry.	
MFAM 634	Advanced Clinical Training (300 hours total plus 50 hours of supervision). Can be substituted for clinical training requirement for M.A. degree in clinical ministry.	

THESIS PROJECT (1)

One of the following:

RELG 696	Project	(1)
RELG 698	Thesis	(1)
MFAM 697	Project	(1)

CLINICAL INTERNSHIP

The remaining 1,000 hours of clinical internship for the M.A. degree in clinical ministry may be completed through clinical pastoral education (CPE) after graduation. These hours can be utilized toward marriage, family, and child counselor (MFT) licensure if done according to Board of Behavioral Sciences (BBS) requirements.

Course descriptions

For course descriptions in clinical ministry, see pages 23-28, 35, 43 of this BULLETIN. For course descriptions in marital and family therapy, see the Graduate School BULLETIN.

Centers

The instructional, research, and service emphases of the Faculty of Religion are forwarded through the activities of the Center for Christian Bioethics and the Center for Spiritual Life and Wholeness. These centers act as a resource not only for this academic community but also for the Seventh-day Adventist world church as well as for the biomedical ethics and health communities at large.



CENTER FOR CHRISTIAN BIOETHICS

DAVID R. LARSON, 1974. Theological Co-Director

Professor of Religion

D. Min. Claremont School of Theology 1973

Ph.D. Claremont Graduate University 1982

Christian Ethics, Theological and Philosophical Ethics, Biomedical Ethics

ROBERT D ORR, Clinical Co-Director

Director of Clinical Ethics, Loma Linda University Medical Center

M.D. McGill University 1966

Clinical Ethics

ADMINISTRATIVE COMMITTEE

Jack W. Provonsha, M.D., Ph.D., Founding Chair

Gerald R. Winslow, Ph.D., Chair

Brian Bull, M.D., Vice Chair

B. Lyn Behrens, M.B., B.S.

Gerald A. Ellis, M.B.A.

Richard W. Hart, M.D., Dr.P.H.

Joyce W. Hopp, Ph.D.

Odette Johnson, B.A.

David R. Larson, D.Min., Ph.D.

V. Leroy Leggitt, D.D.S.

Robert D. Orr, M.D.

W. Barton Rippon, Ph.D.

Carolyn Thompson, R.N.

Lois Van Cleve, Ph.D.

David G. Wren, M.P.H.

PURPOSE

The mission of the Center for Christian Bioethics is to enhance education, research, and service in Christian biomedical ethics and related fields at Loma Linda University; to contribute through scholarly activities to the discipline; and to serve as a resource for the community at large and the Seventh-day Adventist world church in the field of biomedical ethics.

SERVICES

- Monthly medical ethics grand rounds
- Bioethical seminars
- Jack W. Provonsha Lectureship
- Annual ethics conference
- Carolyn and Ralph Thompson Library

PUBLICATIONS

- *Update newsletter*
- *Abortion: Ethical Issues and Options*
- *The New Relatedness for Man and Woman in Christ: A Mirror of the Divine*
- *Remnant and Republic: Adventist Themes for Personal and Social Ethics*
- *Bioethics Today: A New Ethical Vision*
- *Facing Limits: Ethics and Health Care for the Elderly*
- *War No More: Options in Nuclear Ethics*

WEB SITE ADDRESS

- Center for Christian Bioethics
<http://www.bioethics.llu.edu>



CENTER FOR SPIRITUAL LIFE AND WHOLENESS

WIL ALEXANDER, 1973. Founding Director

Professor of Religion
M.A. Andrews University 1957
Ph.D. Michigan State 1962
M.Th. Edinburgh University 1966
Theology and Clinical Ministry

CARLA G. GOBER, 1997. Associate Director

Assistant Professor of Religion
M.P.H. Loma Linda University PH 1985
M.S. Loma Linda University GS 1994
Clinical Ministry

CLINICAL ASSOCIATES

Kathy E. McMillam, R.N.
James Greek, D.Min.

ADMINISTRATIVE COMMITTEE

Gerald R. Winslow, Ph.D., Chair
Wil Alexander, Ph.D.
Lisa M. Beardsley, Ph.D.
B. Lyn Behrens, M.B., B.S.
Brian S. Bull, M.D.
Karen L. Gaio, M.D.
Carla G. Gober, M.P.H., M.S.
T. Milford Harrison, J.D.
Richard H. Hart, M.D., Dr.P.H.
Joyce W. Hopp, Ph.D.
Michael Jackson, M.P.H.
Fred Kasischke, D.Min.
Helen E. King, Ph.D.
Ralph W. Perrin, Dr.P.H.
W. Barton Rippon, Ph.D.
Siroj Sorajjakool, Ph.D.

PURPOSE

The mission of the Center for Spiritual Life and Wholeness is to facilitate spiritual formation, education, research, and service in health care and health care education in the area of spirituality and wholeness; to contribute through professional activities to the study of whole-person care, especially as it relates to the sharing of the gospel; and to serve as a resource for the Seventh-day Adventist health care system and for the health community at large.

SERVICES

- Consultation
- Conferences
- Grand rounds
- Clinical rounds
- Clinical rotations with medical and clinical ministry students
- Innerweave Learning Center

RESEARCH AND PUBLICATIONS



- Theoretical model for Christian witness in the clinical setting
- Wholeness inventory in the university setting
- Bimonthly column in *Today*—"Innerweave: The Wholeness Story"

WEB SITE ADDRESS

- Center for Spiritual Life and Wholeness
<http://www.llu.edu/llu/wholeness/>







IV

THE FACULTY

Full-Time Faculty

Part-Time Faculty

Emeritus Faculty

Auxiliary Faculty

The Faculty

FULL-TIME FACULTY



GERALD R. WINSLOW, 1993. Dean; Program Director, Biomedical and Clinical Ethics;
Professor of Religion
M.A. Andrews University 1968
Ph.D. Graduate Theological Union 1979
Christian Ethics



RANDALL L. ROBERTS, 1994. Associate Dean; Program Director, Clinical Ministry
Associate Professor of Religion
M.Div. Andrews University 1985
M.A. United States International University 1991
D.Min. Fuller Theological Seminary 1996
Theology and Ministry



IVAN T. BLAZEN, 1993. Professor of Religion
M.A. Andrews University 1958;
M.Div. Andrews University 1962
Ph.D. Princeton Theological Seminary 1979
Biblical Interpretation and Theology



MARK F. CARR, 1997. Assistant Professor of Religion
M.Div. Andrews University 1990
Ph.D. University of Virginia 1998
Christian Ethics




CARLA G. GOBER, 1997. Associate Director, Center for Spiritual Life and Wholeness
Assistant Professor of Religion
M.P.H. Loma Linda University PH 1985
M.S. Loma Linda University GS 1994
Clinical Ministry



DAVID R. LARSON, 1974. Theological Co-Director, Center for Christian Bioethics
Professor of Religion
D. Min. Claremont School of Theology 1973
Ph.D. Claremont Graduate University 1982
Christian Ethics, Theological and Philosophical Ethics, Biomedical Ethics



JOHNNY RAMIREZ, 1994. Professor of Religion
M.A. Andrews University 1979
M.Ed. Harvard University 1988
Ed.D. Harvard University 1993
Theology, Psychology, and Culture



RICHARD RICE, 1998. Professor of Religion
M.Div. Andrews University 1969
M.A. University of Chicago Divinity School 1972
Ph.D. University of Chicago Divinity School 1974
Theology and Philosophy of Religion



SIROJ SORAJJAKOOL, 1999. Associate Professor of Religion
M.A. Andrews University 1987
M.A.T.S. Claremont School of Theology 1998
Ph.D. Claremont School of Theology 1999
Pastoral Psychology



DAVID L. TAYLOR, 1995. Professor of Religion
M.A. Andrews University 1961
D.Min. Vanderbilt University 1977
American Religious History and Theology



LOUIS VENDEN, 1996. Professor of Religion
M.A. Potomac University 1958
M.Div. Andrews University 1966
Ph.D. Princeton Theological Seminary 1979
Theology and Ministry



JAMES W. WALTERS, 1980. Professor of Religion
M.Div. Andrews University 1970
M.A. Claremont Graduate University 1979
Ph.D. Claremont Graduate University 1979
Christian Ethics, Theological and Philosophical Ethics, Biomedical Ethics

PART-TIME FACULTY



WIL ALEXANDER, 1973. Director, Center for Spiritual Life and Wholeness
Professor of Religion
M.A. Andrews University 1957
Ph.D. Michigan State 1962
M.Th. Edinburgh University 1966
Theology and Clinical Ministry



EMERITUS FACULTY

- DALTON D. BALDWIN, 1963. Emeritus Professor of
Theology and Philosophy of Religion
M.Th. Princeton Theological Seminary 1963
Ph.D. Claremont Graduate University 1975
- PAUL C. HEUBACH, 1942-52, 1963. Emeritus Professor
of Applied Theology
LL.D. (Hon.) Walla Walla College 1968
- A. GRAHAM MAXWELL, 1961. Emeritus Professor of
New Testament
Ph.D. University of Chicago Divinity School 1959
- JACK W. PROVONSHA, 1958. Emeritus Professor of
Philosophy of Religion and Christian Ethics
M.D. Loma Linda University SM 1953
Ph.D. Claremont Graduate University 1967

AUXILIARY FACULTY

- D. LEIGH AVELING, Adjunct Assistant Professor
M.A. Loma Linda University GS 1988
M.A. United States International University 1991
D.Min. Claremont School of Theology 1996
Clinical Ministry
- LISA M. BEARDSLEY, Assistant Professor
B.Th. SDA Theological Seminary 1980
M.P.H. Loma Linda University 1983
Ph.D. University of Hawaii 1989
Christian Ministry
- MERLIN D. BURT, Assistant Professor
M.Div. Andrews University 1989
American Religious History
- LARRY D. CHRISTOFFEL, Adjunct Assistant Professor
M.Div. Andrews University 1967
Christian Theology
- M. JERRY DAVIS, Adjunct Professor
M.A. Andrews University 1962
Rel.D. Claremont School of Theology 1967
Clinical Ministry
- JAMES GREEK, Adjunct Assistant Professor
M.Div. Andrews University 1975
D.Min. Fuller Theological Seminary 1985
Clinical Ministry
- FRED C. KASISCHKE, Assistant Professor
M.Div. Andrews University 1970
D.Min. Fuller Theological Seminary 1988
Clinical Ministry and Theology

- HENRY H. LAMBERTON, Associate Professor
M.Div. Andrews University 1974
Psy.D. Fuller Theological Seminary 1992
Clinical Ministry
- WILLIAM A. LOVELESS, Adjunct Professor
M.A. Andrews University 1953
Ed.D. University of Maryland 1964
Christian Ministry
- LYNN J. MARTELL, Assistant Professor
M.A. , M.Div. Andrews University 1967
D.Min. McCormick Theological Seminary 1990
Christian Ministry
- LESLIE N. POLLARD, Associate Professor
M.Div. Andrews University 1983
D. Min. Claremont School of Theology 1992
Biblical Studies
- RANDALL SKORETZ, Adjunct Assistant Professor
M.Div. Andrews University 1983
D. Min. Claremont School of Theology 1996
Christian Theology and Ethics
- GRAHAM D. STACEY, Adjunct Assistant Professor
M.S. Loma Linda University 1986
M.A. Loma Linda University 1996
M.A. Loma Linda University 1998
Ph.D. Loma Linda University 1999
Christian Ministry
- TERRY R. SWENSON, Assistant Professor
M. Div. Andrews University 1987
Christian Ministry
- BERNARD A. TAYLOR, Adjunct Professor
M.A. Andrews University 1979
M.Phil. Hebrew Union College 1987
Ph.D. Hebrew Union College 1989
Biblical Studies and Theology
- CHARLES W. TEEL, JR, Adjunct Professor of Christian
Ethics
M.A. Andrews University 1965
M.Th. Harvard University 1970
Ph.D. Boston University 1972
*Christian Ethics, Christian Social Ethics,
Sociology of Religion*
- HYVETH B. WILLIAMS, Adjunct Assistant Professor
M.Div. Andrews University 1989
D.Min. Boston University 1998
Christian Ministry





V

THE DIRECTORY

Officers of the Board of Trustees

University Administration

Board of Trustees

Accreditation Status

Accrediting Agencies

The University Libraries

Maps

Index

To Communicate with LLU

by Telephone, FAX, Web Site, Mail, and Email

OFFICERS OF THE BOARD OF TRUSTEES

CALVIN B. ROCK	Chair
ALFRED C. MCCLURE	Vice Chair
RICHARD A. JAMES	Secretary
MYRNA SCHLENKER	Assistant Secretary

UNIVERSITY ADMINISTRATION

B. LYN BEHRENS, M.B., B.S.	President	
LISA M. BEARDSLEY, PH.D.	Vice President	Academic Affairs
J. LYNN MARTELL, D.MIN.	Vice President	Advancement
BRIAN S. BULL, M.D.	Vice President	Clinical Faculty
BARRY L. TAYLOR, PH.D.	Vice President	Research Affairs
DONALD G. PURSLEY, D.B.A.	Vice President	Financial Affairs
W. AUGUSTUS CHEATHAM, M.S.W.	Vice President	Public Affairs
LESLIE N. POLLARD, D.MIN.	Special Assistant to President	Diversity
C. JOAN COGGIN, M.D.	Special Assistant to President	International Affairs
GERALD WINSLOW, PH.D.	Special Assistant to President	Spiritual Life and Wholeness
RALPH W. PERRIN, DR.PH.	Dean	Student Affairs
DAVID W. RIOS, M.L.S.	Director	Del E. Webb Memorial Library

BOARD OF TRUSTEES

DONALD R. AMMON
 B. LYN BEHRENS
 ROBERT G. CARMEN
 ALDEN B. CHASE
 VIVIEN DEE
 T. GRACE EMORI
 GWEN W. FOSTER
 MALCOLM D. GORDON
 ALLAN R. HANDYSIDES
 T. MILFORD HARRISON
 DONALD L. JERNIGAN
 THEODORE T. JONES
 ALFRED C. MCCLURE
 THOMAS J. MOSTERT, JR.
 ORVILLE D. PARCHMENT
 JAN PAULSEN
 TED L. RAMIREZ
 HUMBERTO M. RASI
 ROBERT L. RAWSON
 LEROY A. REESE
 CALVIN B. ROCK
 G. RALPH THOMPSON
 HUBERT C. WATKINS
 NEAL C. WILSON
 PATRICK Y. WONG
 TOM ZAPARA

ACCREDITATION STATUS

THE UNIVERSITY

Founded as College of Evangelists 1905-06. Chartered as College of Medical Evangelists by the state of California December 13, 1909. Accredited by Northwest Association of Secondary and Higher Schools April 7, 1937. Accredited by Western Association of Schools and Colleges (prior to January 1962, Western College Association) February 24, 1960. Became Loma Linda University July 1, 1961. Professional curricula started and approved as indicated.

THE GRADUATE SCHOOL: Started in 1954. Accredited through University accreditation.

THE PROFESSIONS

CLINICAL LABORATORY SCIENCE (FORMERLY: MEDICAL TECHNOLOGY): Started in 1937. Approved by the Council on Medical Education of the American Medical Association since August 28, 1937. Currently approved by the Commission on Accreditation of Allied Health Education Programs in collaboration with the National Accrediting Agency for Clinical Laboratory Sciences.

CYTOTECHNOLOGY: Started in 1982. Initial approval by the Commission on Accreditation of Allied Health Education Programs in collaboration with the Cytotechnology Programs Review Committee January 20, 1983.

DENTAL HYGIENE: Started in 1959. Approved by the Commission on Dental Accreditation of the American Dental Association since September 7, 1961.

DENTISTRY: Started in 1953. Approved by the Commission on Dental Accreditation of the American Dental Association since May 23, 1957.

DIETETIC TECHNOLOGY: Started in 1988. Approved by The American Dietetic Association Commission on Accreditation and Dietetic Education April 25, 1988.

EMERGENCY MEDICAL CARE: Started in 1993 as a baccalaureate degree program for paramedics, respiratory therapists, and other allied health professionals desiring education, science, or management credentials in emergency medical services.

ENDODONTICS: Started in 1967. Approved by the Commission on Dental Accreditation of the American Dental Association since December 1969.

HEALTH INFORMATION MANAGEMENT: Started as medical record administration in 1963. Approved by the Council on Medical Education of the American Medical Association since December 1, 1963. Currently approved by the Commission on Accreditation of Allied Health Education Programs in collaboration with the American Health Information Management Association.

MEDICAL RADIOGRAPHY: Started in 1941 as radiological technology. Approved by the Council on Medical Education of the American Medical Association November 19, 1944. Currently approved by the Joint Review Committee on Education in Radiologic Technology and the state of California Department of Health Services.

MEDICAL SONOGRAPHY: Started in 1976 as diagnostic medical sonography. Approved by the Joint Review Committee on Education in Diagnostic Medical Sonography October 24, 1985.

MEDICINE: Started in 1909. Approved by the Association of American Medical Colleges and the Council on Medical Education of the American Medical Association since November 16, 1922.

NUCLEAR MEDICINE: Started in 1970. Approved by the Council on Medical Education of the American Medical Association June 23, 1973. Currently approved by the Joint Review Committee on Educational Programs in Nuclear Medicine Technology.

NURSING: Hospital school started at Loma Linda in 1905. Hospital school added at Los Angeles in 1924. Degree school organized in 1948. Accredited by the National Nursing Accrediting Service December 10, 1951, with approval continuing under the National League for Nursing. Initial 1917 approval of the California State Board of Health extended until college program approved July 1, 1952, by the California Board of Registered Nursing. California Board of Registered Nursing approval since 1952. Public health nursing preparation recognized, 1959.

NUTRITION AND DIETETICS: Started in 1922 as a certificate program; baccalaureate degree conferred 1932-54; graduate program offered since 1954. Internship program continuously approved by The American Dietetic Association from 1957 through 1974; reestablishment of baccalaureate degree program authorized October 1971. Coordinated undergraduate program accredited by The American Dietetic Association Commission on Accreditation/Dietetics Education, 1974.

OCCUPATIONAL THERAPY: Started in 1959. Initial approval by the Council on Medical Education of the American Medical Association June 10, 1960. Full approval March 30, 1962. Currently approved by the Accreditation Council for Occupational Therapy Education.

OCCUPATIONAL THERAPY ASSISTANT: Started in 1988. Approved by the Commission on Accreditation of Allied Health Education Programs in collaboration with The American Occupational Therapy Association (AOTA) April 13, 1989. Currently accredited by the Accreditation Council for Occupational Therapy Education of the AOTA.

ORAL AND MAXILLOFACIAL SURGERY: Started in 1978. Approved by the Commission on Dental Accreditation of the American Dental Association since 1981.

ORTHODONTICS AND DENTOFACIAL ORTHOPEDICS: Started in 1960. Approved by the Commission on Dental Accreditation of the American Dental Association since May 1965.

PEDIATRIC DENTISTRY: Started in 1993. Approved by the Commission on Dental Accreditation of the American Dental Association since December 1972.

PERIODONTICS: Started in 1979. Approved by the Commission on Dental Accreditation of the American Dental Association since December 1972.

PHYSICAL THERAPIST ASSISTANT: Started in 1989. Approved by the American Physical Therapy Association April 4, 1990.

PHYSICAL THERAPY: Started in 1941. Initial approval by the Council on Medical Education of the American Medical Association June 6, 1942. Currently approved by the American Physical Therapy Association.

PROSTHODONTICS: Started in 1993. Approved by the Commission on Dental Accreditation of the American Dental Association since February 1995.

PUBLIC HEALTH: Started in 1948; reorganized in 1964. Approved by the American Public Health Association June 23, 1967. Currently approved by the Council on Education for Public Health.

RADIATION THERAPY: Approved by the Council on Medical Education of the American Medical Association December 1, 1974. Currently approved by the Joint Review Committee on Education in Radiologic Technology.

RESPIRATORY THERAPY: Started in 1971. Initial approval by the Council on Medical Education of the American Medical Association September 1972. Full approval June 1973. Currently approved by the Commission on Accreditation of Allied Health Education Programs in collaboration with the Joint Review Committee for Respiratory Therapy Education.

SPEECH-LANGUAGE PATHOLOGY AND AUDIOLOGY: Approved by the American Speech-Language-Hearing Association June 1, 1991.

SURGICAL TECHNOLOGY: Started in 1995. Approval by the Council on Medical Education of the American Medical Association December 1972. Currently approved by the Commission on Accreditation of Allied Health Education Programs in collaboration with the Accreditation Review Committee on Education in Surgical Technology.

ACCREDITING AGENCIES

THE UNIVERSITY

Loma Linda University is accredited by WASC:

Accrediting Commission for Senior Colleges and Universities of the Western Association of Schools and Colleges

P.O. Box 9990
Mills College
Oakland, California 94613-9990
Phone: 510 / 632-5000
FAX: 510 / 632-8361

WASC is an institutional accrediting agency recognized by the U.S. Secretary of Education and the Commission on Recognition of Postsecondary Accreditation.

In addition to WASC, the following agencies accredit specific University schools or programs*:

GRADUATE SCHOOL

Drug and Alcohol Counseling
California Association of Alcoholism and Drug Abuse Counselors (CAADAC)
3400 Bradshaw Road, Suite A5

Sacramento, CA 95827
Phone: 916 / 368-9412
FAX: 916 / 368-9424
Web Site: www.caadac.org
Email: caadac@jps.net

Marriage and Family Therapy

Commission on Accreditation for Marriage and Family Therapy Education of the American Association for Marriage and Family Therapy
1133 15th Street, NW, Suite 300
Washington, DC 20005-2710
Phone: 202 / 467-5111 or 452-0109

Social Work

Council on Social Work Education
Division of Standards and Accreditation
1600 Duke Street
Alexandria, Virginia 22314-3421
Phone: 703 / 683-8080
FAX: 703 / 683-8099

SCHOOL OF ALLIED HEALTH PROFESSIONS

Cardiopulmonary Sciences

Respiratory Therapy
Committee on Accreditation for Respiratory Care
1248 Harwood Road
Bedford, TX 76021-4244
Phone: 817 / 283-2835
FAX: 817 / 354-8519 or 817 / 252-0773
Web Site: www.coarc.com
Email: richwalker@coarc.com

Surgical Technology
Accreditation Review Committee on Education in Surgical Technology (ARC-ST)
7108-C South Alton Way
Englewood, CO 80112-2106
Phone: 303 / 694-9262
FAX: 303 / 741-3655
Web Site: www.arcst.org
Email: coa@ast.org

Clinical Laboratory Sciences

Phlebotomy Certificate
National Accrediting Agency for Clinical Laboratory Sciences (NAACLS)
8410 West Bryn Mawr Avenue, Suite 670
Chicago, IL 60631
Phone: 773 / 714-8880
FAX: 773 / 714-8886
Web Site: www.naacls.org
Email: naaclsinfo@naacls.org

Clinical Laboratory Science
(formerly Medical Technology)
National Accrediting Agency for Clinical Laboratory Sciences (NAACLS)
8410 West Bryn Mawr Avenue, Suite 670
Chicago, IL 60631
Phone: 773 / 714-8880
FAX: 773 / 714-8886
Web Site: www.naacls.org
Email: naaclsinfo@naacls.org

Cytotechnology
 Commission on Accreditation of Allied Health
 Education Programs (CAAHEP)
 35 East Wacker Drive, Suite 1970
 Chicago, IL 60601-2208
 Phone: 312 / 553-9355
 FAX: 312 / 553-9616
 Web Site: www.caahep.org
 Email: caahep@caahep.org

Health Information Management

Health Information Administration
 Commission on Accreditation of Allied Health
 Education Programs (CAAHEP)
 35 East Wacker Drive, Suite 1970
 Chicago, IL 60601-2208
 Phone: 312 / 553-9355
 FAX: 312 / 553-9616
 Web Site: www.caahep.org
 Email: caahep@caahep.org

Nutrition and Dietetics

Dietetic Technician Program
Nutrition and Dietetics
 Commission on Accreditation for
 Dietetics Education (CADE)
 The American Dietetic Association
 216 West Jackson Boulevard, 7th floor
 Chicago, IL 60606-6995
 Phone: 800 / 877-1600
 FAX: 312 / 899-4817
 Web Site: www.eatright.org/cade
 Email: education@eatright.org

Occupational Therapy
 The Accreditation Council for Occupational
 Therapy Education (ACOTE)
 American Occupational Therapy Association, Inc.
 (AOTA)
 P.O. Box 31220
 Bethesda, MD 20824-1220
 Phone: 301 / 652-2682
 or toll free 800 / 377-8555
 FAX: 301 / 652-7711
 Web Site: www.aota.org
 Email: accred@aota.org

Physical Therapy
 Commission on Accreditation in Physical
 Therapy Education
 American Physical Therapy Association
 (APTA)
 1111 North Fairfax Street
 Alexandria, VA 22314
 Phone: 703 / 706-3245
 FAX: 703 / 838-8910
 Web Site: www.apta.org
 Email: see Web site

Radiation Technology

Medical Radiography—A.S.
Radiation Therapy Technology—certificate
 Joint Review Committee on Education in
 Radiologic Technology
 20 North Wacker Drive, Suite 900
 Chicago, IL 60606-2901
 Phone: 312 / 704-5300
 FAX: 312 / 704-5304
 Web Site: www.jrcert.org
 Email: mail@jrcert.org

[Diagnostic] Medical Sonography—certificate
 Joint Review Committee on Education in
 Diagnostic Medical Sonography (JRCE-DMS)
 1248 Harwood Road
 Bedford, TX 76021-4244
 Phone: 817 / 685-6629
 FAX: 817 / 354-8519
 Web Site: www.caahep.org
 Email: sharonworthing@coarc.com

Nuclear Medicine Technology—certificate
 Joint Review Committee on Education Programs
 in Nuclear Medicine Technology
 One 2nd Avenue East, Suite C
 Polson, MT 59860-2320
 Phone: 406 / 883-0003
 FAX: 406 / 883-0022
 Email: jrcnmt@ptinet.net

Speech-Language Pathology and Audiology
American Speech-Language-Hearing
Association
 10801 Rockville Pike
 Rockville, MD 20852
 Phone: 301 / 897-5700
 FAX: 301 / 571-0481 (2-1-00 their FAX)
 Web Site: www.sha.org
 Email: accreditation@asha.org

SCHOOL OF DENTISTRY

Commission on Dental Accreditation
 American Dental Association
 211 East Chicago Avenue
 Chicago, IL 60611
 Phone: 800 / 621-8099
 FAX: 312 / 440-2915
 Web Site: www.ada.org
 Email: licarif@ada.org

SCHOOL OF MEDICINE

Liaison Committee on Medical Education
 Association of American Medical Colleges
 2450 N Street NW
 Washington, DC 20037
 Phone: 202 / 828-0596
 FAX: 202 / 828-1125
 Web Sites: www.lcme.org; www.aamc.org

SCHOOL OF NURSING

National League for Nursing
 Accrediting Commission
 61 Broadway
 New York, NY 10006
 Phone: 212 / 363-5555, ext. 153
 or toll free 800 / 669-1656
 FAX: 212 / 812-0390
 Web Site: www.nlnac.org

Board of Registered Nursing
 1170 Durfee Avenue, Suite G
 South El Monte, CA 91733
 Phone: 626 / 575-7080
 FAX: 626 / 575-7090
 Web Site: www.rn.ca.gov
 Commission on Collegiate Nursing Education
 (CCNE)
 One Dupont Circle NW, Suite 530
 Washington, DC 20036-1120
 Phone: 202 / 887-6791
 FAX: 202 / 887-8476
 Web Site: www.aacn.nche.edu/accreditation

SCHOOL OF PUBLIC HEALTH

Council on Education for Public Health
1015 15th St. NW, Suite 402
Washington, DC 20001
Phone: 202 / 789-1050
FAX: 202 / 789-1895
Web Site: www.ceph.org

Certified Health Education Specialist (CHES)
National Commission for Health Education
Credentialing, Inc.

944 Marcon Boulevard, Suite 310
Allentown, PA 18103
Phone: 610 / 264-8200
FAX: 800 / 813-0727
Email: www.nchec.org

Drug and Alcohol Counseling

California Association of Alcoholism and Drug
Abuse Counselors (CAADAC)
3400 Bradshaw Road, Suite A5
Sacramento, CA 95827
Phone: 916 / 368-9412
FAX: 916 / 368-9424
Web Site: www.caadac.org
Email: caadac@jps.net

Environmental Health Specialist

State of California
Environmental Health Specialist
Registration Program
601 North 7th Street, MS 396
P.O. Box 942732
Sacramento, CA 94234-7320
Phone: 919 / 324-8819
FAX: 916 / 323-9869
Web Site: www.dhs.ca.gov

Public Health Nutrition and Dietetics

Commission on Accreditation for
Dietetics Education (CADE)
The American Dietetic Association
216 West Jackson Boulevard, 7th floor
Chicago, IL 60606-6995
Phone: 800 / 877-1600
FAX: 312 / 899-4817
Web Site: www.eatright.org/cade
Email: education@eatright.org

*All entry-level degrees are accredited by their
respective professional accrediting associations..

THE UNIVERSITY LIBRARIES

Major library resources

Four major library resources on campus support the University's academic programs. These are: the Del E. Webb Memorial Library, the Joergensen Learning Resources Center, the Jesse Medical Library and Information Center, and the Veterans Administration Library Services. In addition to these facilities, specialized libraries are located in various medical and school departments on campus.

Central library

The Del E. Webb Memorial Library is the central library of Loma Linda University. Its historical roots go back to 1907, when a small library collection was started in a room of the old Loma Linda Sanitarium. In 1953 the growing collection was moved to its own building on the Loma Linda campus. Then in 1981, a new library building was built from a grant by the Del E. Webb Foundation, giving the library a total floor space of 87,670 square feet. This structure now houses the main library, while the old structure is now shared between the Department of Archives and Special Collections and the bound retrospective journals. As of April 2000, the library has a total collection of 402,455 books, bound and current journals, and media items (193,679 books; 125,752 bound journals and 1,403 current periodical subscriptions; and 81,621 media items).

Library mission

The mission of the Library is to stimulate and support the information needs of the University's instructional, research, and service programs. To this end the Library provides a full range of information support services, including, but not limited to, reference, circulation, reserve, access to the internet, and hundreds of online databases, e.g., full-text, selective, automatic dissemination of information services (SDI); database end-user training programs; library orientations; interlibrary loans; photocopy and pull services; a microcomputer laboratory; a learning service resource center; class-integrated library instruction programs; and services that support distance education and University outreach programs.

Worldwide access

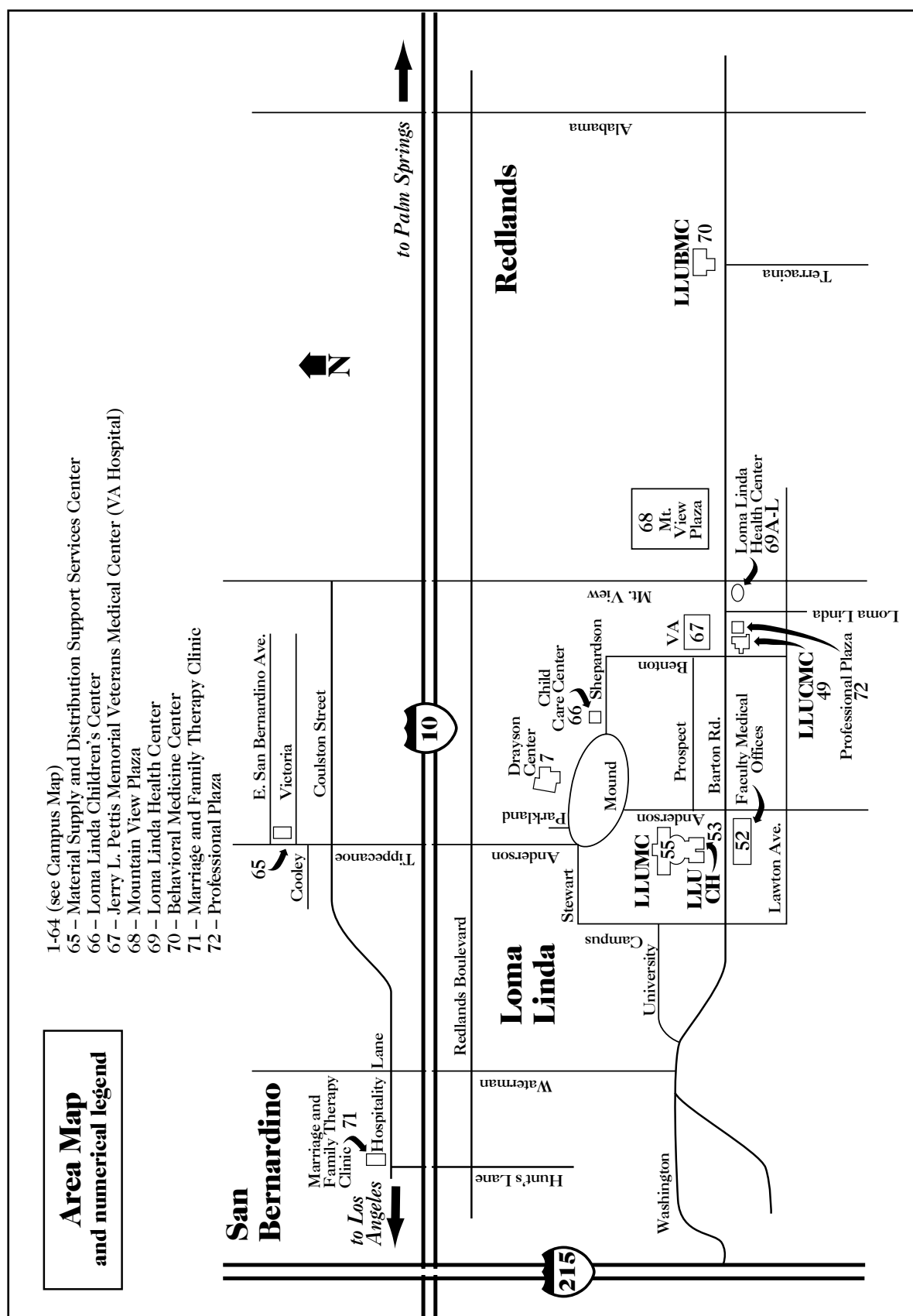
The Library provides access to other collections worldwide using internet technologies. It also participates in a number of national and regional networks. One of these is the National Network of the Libraries of Medicine, founded by the National Library of Medicine. This structure is divided into eight regional sections, one of which is the Pacific Southwest Region. The Del E. Webb Memorial Library belongs to this region and is the designated medical resource library for San Bernardino and Riverside counties. Local library cooperatives include the IEALC (Inland Empire Academic Library Cooperative) and SIR-CULS (San Bernardino, Inyo, Riverside Counties United Library Services). Membership in these cooperatives gives our students, faculty, and staff access to the collections of these libraries.

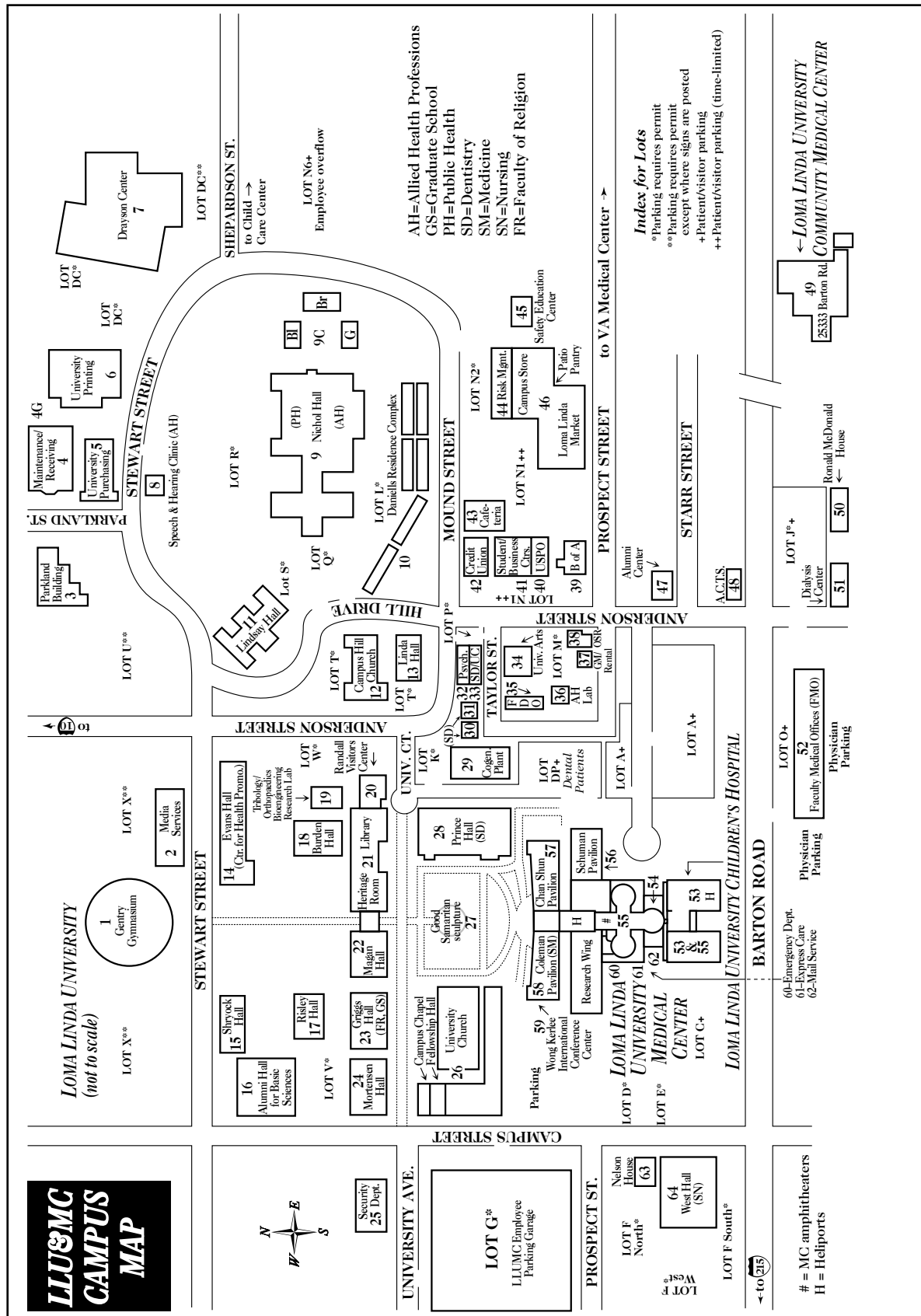
Archives and special collections

The Department of Archives and Special Collections is the central repository of information on the history of Loma Linda University, the health sciences, and major collections on Adventism. In addition to print materials which include rare books, theses, and dissertations, there are microforms, sound recordings, and several thousand photographs. Searchable digitized indexes for various document files are also available via the Library's website. The collection also includes 14,000 linear feet of archival materials, which include papers of various denominational and University officials, as well as the congressional papers of the Honorable Jerry and Shirley Pettis.

ELLEN G. WHITE ESTATE LOMA LINDA BRANCH OFFICE

Also located in the Library is a branch office of the Ellen G. White Estate. It contains 60,000 type-written pages of Ellen G. White's letters and manuscripts; 4,600 of her published articles; and several different files of materials pertaining to various aspects of her life and ministry. A computerized concordance to her published writings is available to researchers. A link to a bibliography of the different variant editions of her works is available on the Library's home page.





Key to abbreviations and symbols

(See also key on campus map)

X = Nearest cross street

> = See Area Map

LLU = Loma Linda University;

BMC Behavioral Medicine Center

CH Children's Hospital

CMC Community Medical Center

MC Medical Center

Campus Map (numerical)

1. Gentry Gymnasium
2. Media Services (University, MC)
3. Geoscience Research Institute; Housekeeping (University); Radiation / Hazardous Materials Safety
4. Campus Engineering (maintenance shops); Lock and Key; Campus Receiving (University); 4G-Garage buildings
5. Purchasing (University); Campus Engineering (Machine Shop)
6. University Printing Services and Design Department
7. Drayson Center; Activities Center; Superfield; Student Union; Student Association
8. Speech and Hearing Clinic (AH)
9. Nichol Hall: School of Public Health; School of Allied Health Professions; 9C = Cottages; #60 ("Blue")—Marketing and Retention (AH); #70 ("Brown")—OT Field Work Office; #80 ("Green")—SIMS, Center for Health and Development (PH)
10. Daniels Residence Complex (men; graduate women)
11. Lindsay Hall (women's residence)
12. Campus Hill SDA Church
13. Linda Hall (Campus Hill SDA Church)
14. Evans Hall: Center for Health Promotion; Cutler Amphitheater; Student Health Service; Teaching Learning Center
15. Shryock Hall: Anatomy; Embryology Museum
16. Alumni Hall for Basic Sciences; Microbiology; Pathology; Courville Museum (pathology)
17. Risley Hall: Physiology; Pharmacology; Kellogg Amphitheater
18. Burden Hall: Academic Publications; University Relations; AH lab
19. Block Building: Orthopaedic Bioengineering Research Labs; Tribology Lab
20. Randall Visitors Center: Amphitheater; Jorgensen Learning Center
21. University Library; Del E. Webb Memorial; Main library; E. G. White Estate Branch Office; Heritage Room; Micro-Systems Support

22. Magan Hall: Administration, LOMA LINDA UNIVERSITY; Faculty Records; Gift Records; Advancement
23. Griggs Hall: Biology; Faculty of Religion; Graduate School
24. Mortensen Hall: Biochemistry; Center for Molecular Biology and Gene Therapy
25. Campus Security; Rideshare
26. University Church; Fellowship Hall; Campus Chapel
27. Good Samaritan sculpture
28. Prince Hall: School of Dentistry
29. Cogeneration Plant (power plant)
30. Advanced Periodontics Education; Dentistry faculty endodontics (private practice)
31. Educational Support Services (SD)
32. Central Building; Psychology (GS)
33. Center for Dental Research;
34. University Computing (Rm. 208)
35. University Arts: Human Resource Management (personnel, payroll, benefits); Purchasing (MC); Advanced Life Support Education; Key; Campus Receiving (University)
36. Occupational therapy lab (AH)
37. Grants Management (post-award, University); LLU Foundation Rental Office
38. Office of Sponsored Research (pre-award)
39. Bank of America
40. U. S. Post Office
41. Upper level: Business offices; Accounting; Foundation; Lower level: Student Services Center—Student Affairs (student life, international student services, off-campus housing, dean of students); Financial Aid; Student Finance / Accounting; Admissions; Loan Collections; University Records
42. La Loma Credit Union
43. Campus Cafeteria
44. Risk Management
45. Safety Education Center
46. Campus Store (bookstore, camera shop, Apple computer sales and service); LL Marker (bakery, natural foods); Patio Pantry; Campus Pharmacy
47. Alumni Center: Alumni offices; Alumni Federation; Staff Development; Planned Giving; General Conference liaison
48. A.C.T.S. (emergency relief)
49. LOMA LINDA UNIVERSITY COMMUNITY MEDICAL CENTER
50. Ronald McDonald House
51. University Kidney Center (dialysis)
52. Faculty Medical Offices (FMO) (private practice)
53. LOMA LINDA UNIVERSITY CHILDREN'S HOSPITAL; Heliport, H South; Cafeteria; Central Computing (MC)
54. Proton Treatment Center
55. LOMA LINDA UNIVERSITY MEDICAL CENTER: School of Medicine; Heliport; H North;

Lost and Found, B-404; Cafeteria; Amphitheaters: A-512; Lobby-1506; Transplantation Institute

56. Schuman Pavilion: International Heart Institute
57. Chan Shun Pavilion: Cancer Research Institute
58. Coleman Pavilion: School of Medicine; Center for Christian Bioethics
59. Wong Kerfee International Conference Center
60. Emergency Department
61. Express Care (urgent care, workers' compensation, employee health care)
62. Mail Service (University, MC)
63. Nelson House: Decision Support Services (MC)
64. West Hall: School of Nursing; Graduate School Admin.

Area Map (numerical)

65. Material Supply and Distribution Support Services Center (Receiving, Mercantile, etc.) (MC), 1269 E. San Bernardino Ave., SB (X'Tippecanoe)
66. Loma Linda Children's Center, 25228 Shepardson Dr.
67. Veterans Medical Center, Jerry L. Pettis Memorial (VA Hospital), 11201 Benton St. (X Barron Rd.)
68. Mountain View Plaza (X Barron Rd.); Education and Training Department (computer training, JTPA training) (University, MC); Diabetes Treatment Center (MC); Osteoporosis Research Center (LLU administrative office); Radiology Medical Group, administrative office; Hospice (MC); LL Medical Supply (MC); Home Care Services (respiratory, family) (MC); Juddkins Library (MC); LLMC Managed Care Finance; Health Care Patient Business Office (FMO billing); Adventist Health Managed Care
69. Loma Linda Health Center ("Cape Cod" buildings), Mountain View Ave. (X Barron Rd.); A-11306 Providence; LL Community Medical Group B-11314 Cambridge; Psychiatry and Behavioral Medicine (SM)
- C-11320 Gloucester: Psychiatry conference rooms; Medical staff administration (BMC, CH, CMC, MC)
- D-11326 Worcester: Special Projects (MC); Physician Referral and Circle of Care
- E-11332 Westley: Medical (private practice)
- F-11354 Walden: Medical Administration; Cancer Data Center; Clinical oncology research
- H-11346 Concord: Marketing (MC); Medical (private practice)
- I-11368 Springfield: LLU Cancer Institute; Region 5 Cancer Surveillance Program; Pharmaceutical research
- J-11374 Dover: see Counseling, below, 69J>
- K-11382 Danbury: Loma Linda Health Pharmacy; Dental (private practice)

L-11340 Bridgeport: LLU Cancer Institute; Cancer Information

Counseling and chemical dependency treatment centers (students, employees):

69. B-11314 Cambridge: Student counseling; Psychiatry (SM) G-11360 Hartford, Suite A: Employee Assistance Program

J-11374 Dover: Student Psychological counseling services (MC); Medical Faculty (private practice)

70. LOMA LINDA UNIVERSITY BEHAVIORAL MEDICINE CENTER, 1710 Barron Road (X Terrace Blvd.); Crisis hotline; Partial hospitalization (days only); Inpatient

71. Marriage and Family Therapy Clinic, 164 W. Hospitality Lane, Suite 15, SB (X Hunt's Lane)

72. Professional Plaza, 25455 Barron Frontage Road (X Loma Linda Drive; X Benton St.); Family and Child Therapy (FACT, Suite 108-A, LLUCH); Loma Linda Pharmacy; MC / SM teaching, administrative, and private practice offices

Campus and Area maps (alphabetical)

- Academic Publications, 18
Accounting (University) 41; Student, 41
A.C.T.S. (emergency relief), 48
Administration, campus business, 41
Administration, LOMA LINDA UNIVERSITY, 22
Admissions and Records, 41
Advancement, VP, 22
Aid, student, 41
Allied Health Professions, School of, 9
Alumni Associations: Allied Health Professions, 9; Dentistry, 47; Medicine, 48; Nursing, 64; Public Health, 9
Alumni Center, 47
Alumni Hall for Basic Sciences, 16
Amphitheaters: Barnes (A-512), 55; Cutler, 14; Macpherson (lobby-1506), 55; Kellogg, 17; Randall Visitors Center, 20
Anatomy, 15
Architectural Services, 6
Bakery, 46
Bank of America, 39
Basic sciences building, 16
Behavioral Medicine Center, LLU, 70>
Biochemistry, 24
Bioethics, Center for Christian, 58
Biology, 23
Block building, 19
Bookstore, 46
Burden Hall, 18
Business administration, campus, 41
Cafeterias: Campus, 43; Patio Pantry, 46; CH, 53; MC, 55

Camera shop, 46	General Conference representative, 47	Mountain View Plaza, 68>	Staff Development, 47
Campus Chapel (University Church), 26	Gentry Gymnasium, 1	Museums: Pathology, 16; Embryology, 15	Store, campus, 46
Campus Engineering (maintenance shops), 4; Machine Shop, 5	Geoscience Research Institute, 3	Natural foods, 46	Student Affairs, 41
Campus Hill Church, 12	Gift Records, 22	Nelson House: Decision Support Services (MC), 63	Student aid, 41
Campus Pharmacy, 46	Good Samaritan sculpture, 27	News publications office (Scope, TODAY), 18	Student apartments, 10, 41
Campus Receiving (University), 4	Graduate School, 23, 64	Nichol Hall, 9	Student Financial Aid, 41
Campus Store, 46	Grants: Pre-screening, 38; Management, 37	Nursing, School of, 64	Student Health Service, 14
Cancer Research Institute, 57, 69 G / I / L>	Griggs Hall, 23	Occupational therapy lab (AH), 36	Student Services Center, 41
Central Building, 32	HazMat safety, 3	Orthopaedic and Bioengineering Research Lab, 19	Teaching Learning Center, 14
Central Computing Services (MC), 53	Health Promotion, Center for, 14	Pathology, 16	Trading Post, 18
Chan Shun Pavilion, 57	Health, School of Public, 9	Patio Pantry, 46	Transplantation Institute, 55
Child care center, Loma Linda, 66>	Health services: Employee, 61; Student, 14	Payroll, 34	University Arts, 34
Children's Hospital, LLIU, 53	Health Services, VP, 55	Personnel, 34	University Church, 26
Clinical Faculty, VP, 58	Heart Institute, International, 56	Pharmacology, 17	University Computing (MC), 33 (Rm. 208)
Cogeneration Plant, 29	Helpouts, 53 H South; 55 H North	Pharmacies: Campus, 46; CMC, 49; FMO, 52; MC, 55;	University Printing Services (University, MC), 6
Coleman Pavilion, 58	Heritage Room (University Library), 21	LLHC, 69 K>; PP, 72>	University Relations, 18
Computer sales, 46	Housekeeping: University, 3; MC, 55	Physical plant administration (campus), 4	Urgent care (Express Care), 61
Computing, University: Finance and Human Resource/ Payroll (Rm. 208), 33	Human Resource Management (personnel, payroll, benefits), 34	Physiology, 17	VA Medical Center, Jerry L. Pettis Memorial, 67>
Construction, 6	Information systems (Central Computing Services) (MC), 53	Planned Giving, 47	Vice presidents: Academic and Research Affairs, 22;
Controller, campus, 41	Insurance, 44	Post Office, U.S., 40	Advancement, 22; Clinical Faculty, 58;
Cottages, PH / AH, 9C	International Student Services, 41	Power plant (Cogeneration Plant), 29	Financial Affairs, 22; Health Services, 55;
Counseling services, 69 B / G / J>; 70>; 71>; 72>	Jorgensen Learning Resource Center, 20	Prince Hall, 28	Public Affairs, 22
Credit Union, La Loma, 42	Kidney Center, University (dialysis), 51	Printing Services, University, 34	Visitors Center, Randall, 20
Daniells Residence Complex, 10	La Loma Credit Union, 42	Professional Plaza, 72>	Warehouse, 6
Decision Support Services (MC), 63	Library, University, 21	Proton Treatment Center, 54	Welfare center (emergency relief), 48
Dean of students, 41	Linda Hall (Campus Hill Church), 13	Psychology (GS), 32	West Hall, 64
Dental and Orthodontics private practice offices, 28, 30, 34, 35, 69>; 72>	Lindsay Hall (women's residence), 11	Public Affairs, VP, 22	White (E. G.) Estate Loma Linda Branch Office, 21
Dental Research, Center for, 33	Lock and Key, 4	Publications: Academic, 18	Women's residences: (Lindsay Hall), 11;
Dentistry, School of, 28	Loma Linda Health Center ("Cape Cod" buildings), 69 A-L>;	Publications: News / Public relations (University, MC), 18	(Daniells Complex, graduate women), 10
Design Department (University Printing), 6	LOMALINDA UNIVERSITY, administration, 22	Public Health, School of, 9	Wong Kerlee International Conference Center, 59
Dialysis center, 51	LOMALINDA UNIVERSITY BEHAVIORAL MEDICINE CENTER, 70>	Purchasing: MC, 34; University, 5	Workers' compensation, 61
Dayson Center, 7	LOMALINDA UNIVERSITY CHILDREN'S HOSPITAL, 53	Radiation Safety, 3	
Education and Training department, 68>	LOMALINDA UNIVERSITY COMMUNITY MEDICAL CENTER, 49	Randall Visitors Center, 20	
Educational Support Services (SD), 31	LOMALINDA UNIVERSITY MEDICAL CENTER, 55	Receiving: University, 4; MC, 65>	
Ellen G. White Estate Branch Office, 21	Loma Linda Market, 46	Records, University student, 41	
Emergency Department, 60	Lost and Found (University, MC), 55 (B-404)	Recreation superfield, Drayson Center, 7	
Emergency relief, A.C.T.S., 48	Machine Shop, 5	Religion, Faculty of, 23	
Employee Assistance Program, 69 G>	Magan Hall, 22	Rental Office, LLIU Foundation, 37	
Employee counseling center, 69 G>	Mail Service (University, MC), 62	Research funding: 38, 37	
Employee health service, 61	Maintenance shops, campus, 4; Machine Shop, 5	Residences: Lindsay Hall (women), 11;	
Evans Hall, 14	Market, Loma Linda, 46	Daniells (men; graduate women), 10	
Express Care, 61	Marriage and Family Therapy Clinic, LLIU, 71>	Rideshare, 25	
Faculty Medical Offices (FMO), 52	Media Services, 2	Risk Management, 44	
Faculty of Religion, 23	Medical Center, LLIU, 55	Risley Hall, 17	
Faculty Records, 22	Medical Health Services, VP, 55	Ronald McDonald House, 50	
Family and Child Therapy, 72>	Medical private practice offices, 52, 54, 55, 56, 68>; 69>; 72>	Safety Education Center, 45	
Federation, Alumni, 47	Medicine, School of, 58, 55	School, Graduate, 23	
Fellowship Hall (University Church), 26	Men's residence (Daniells Residence Complex), 10	School of Allied Health Professions, 9; Dentistry, 28;	
Finance, Student, 41	Mercantile (MC), 34	Medicine, 58, 55; Nursing, 64; Public Health, 9	
Financial Affairs, VP, 22	Microbiology, 16	Schuman Pavilion, 56	
Financial aid, student, 41	Micro-Systems Support (MSS), 21	Security (University, MC), 25	
Foundation offices, LLIU, 41	Molecular Biology, Center for . . . and Gene Therapy, 24	Shryock Hall, 15	
Garage (vehicle maintenance), 4 G	Mortensen Hall, 24	Special assistants to the president: Diversity, 22;	
Gene Therapy, LLIU Center for Molecular Biology and, 24		Inter national Affairs, 22; Spiritual Life and Wholeness, 23	
		Speech and Hearing Clinic, 8	

 To update information for the next edition of the campus
 and area maps and legends, please contact:
 Academic Publications, ext. 44525

INDEX

- Acceptance, [20](#)
- Accreditation status, [59](#)
- Accrediting agencies, [60](#)
- Administration, University, [58](#)
- Admission requirements, [20](#)
- Admissions classifications, [21](#)
- Admissions information, [20](#)
- Affirmative action, [12](#)
- Application and acceptance, [20](#)
- Auditor, [22](#)

- Biomedical and Clinical Ethics, [31](#)
 - Admission, [33](#)
 - Comprehensive examinations, [33](#)
 - Course requirements, [33](#)
 - Courses, [33](#)
 - Faculty, [32](#)
 - Master of Arts, [33](#)
 - Project, [33](#)
 - Thesis, [33](#)
 - Transfer credits, [33](#)
- Biomedical and Clinical Ethics/Psychology, [40](#)
- Board of Trustees, [58](#)
- Bypassing master's degree, [22](#)

- Calendar, [13](#)
- Center for Christian Bioethics, [45](#)
- Center for Spiritual Life and Wholeness, [47](#)
- Centers, [44](#)
 - Center for Christian Bioethics, [45](#)
 - Center for Spiritual Life and Wholeness, [47](#)
- Certificate student, [22](#)
- Change of program or degree, [21](#)
- Clinical Ministry, [35](#)
 - Admission, [37](#)
 - Clinical internship, [37](#)
 - Comprehensive examination, [38](#)
 - Course requirements, [37](#)
 - Faculty, [36](#)
 - Master of Arts, [37](#)
 - Thesis project, publishable paper, [38](#)
 - Transfer credits, [37](#)
- Clinical Ministry/Marital and Family Therapy, [42](#)
- College senior, [22](#)
- Combined-degrees programs, [39](#)
 - Biomedical and Clinical Ethics/Psychology, [40](#)
 - Clinical Ministry/Marital and Family Therapy, [42](#)
- Concurrent admission, [22](#)
- Courses, [23](#)

- E-mail, [71](#)
- English competence, [21](#)
- Exchange visitor, [21](#)

- Faculty of Religion mission statement, [19](#)
- Faculty of Religion, Section II, [17](#)
- Foundations, University, [8](#)
- From master's to doctoral degree, [22](#)

- General information, [20](#)
- Graduate Record Examination, [21](#)

- History, Faculty of Religion, [19](#)
- History, University, [8](#)

- Index, [68](#)
- International students, [21](#)

- Letter from the dean, [18](#)

- Map, area, [64](#)
- Map, campus, [65](#)
- Maps, legends, [66](#)
- Master's degree programs, [30](#)
- Mission statement, Faculty of Religion, [19](#)
- Mission, University, [9](#)

- Nondegree student, [22](#)
- Nondiscrimination policy, [11](#)

- Officers of the Board of Trustees, [58](#)

- Philosophy, Faculty of Religion, [19](#)
- Philosophy, University, [8](#)
- Programs and Centers, Section III, [29](#)
- Provisional student, [22](#)

- Reentrance, [21](#)
- Regular student, [22](#)

- Second master's degree, [22](#)
- Section II, Faculty of Religion, [17](#)
- Section III, Programs and Centers, [29](#)
- Section IV, The Faculty, [51](#)
- Section V, The Directory, [57](#)

- Telephone numbers, off campus, [70](#)
- Telephone numbers, on campus, [70](#)
- The Directory, Section V, [57](#)
- The Faculty, Section IV, [51](#)
- To communicate with LLU personnel. . . [70](#)

- Undergraduate G.P.A., [20](#)
- University administration, [58](#)
- University foundations, [8](#)
- University history, [8](#)
- University Libraries, [63](#)
- University mission, [9](#)
- University philosophy, [8](#)

- Visa forms, [21](#)

- Web Site addresses, [30](#)
- Web Sites, [71](#)
- White (E. G.) Estate Loma Linda Branch Office, [63](#)

TO COMMUNICATE WITH LLU . . .

MAIL: Loma Linda University
Loma Linda, California 92350

WORLDWIDE WEB: <http://www.llu.edu>

PHONE:
For information about LLU **1/800-422-4LLU**
dialing from Canada **1/800-548-7114**

Area Code: **909 /**

Switchboard: **558-1000, 558-4300**

Off-campus PHONE:	On-campus PHONE:		Off-campus FAX:	On-campus FAX:
558-4540	44540	President	558-0242	80242
558-4787	44787	Diversity	558-0140	80140
558-4510	44510	Student Affairs	558-4879	44879
		Student welfare, housing, visas...		
558-4955	44955	International Student Services	558-4879	44879
558-4520	44520	Student Finance	558-4879	44879
558-4509	44509	Student Financial Aid	558-4879	44879
558-4508	44508	University Records	558-4879	44879
558-8770	88770	Student Health Service	558-0433	80433
558-6028	66028	Student Counseling	558-6090	66090
558-8625	88625	Teaching Learning Center	558-0179	80179
558-6050	66050	Student Assistance Program	558-6051	66051
558-4570	44570	Spiritual Counseling	558-4186	44186
335-4275	34275	Crisis Hotline	1-800-752-5999	
793-9333	34008	Behavioral Medicine Center	558-9262	34262
558-4536	44536	Faculty of Religion	558-4856	44856
558-8434	88434	Dean	558-4856	44856
558-4956	44956	Biomedical and Clinical Ethics	558-0336	80336
558-4956	44956	Center for Christian Bioethics	558-0336	80336
558-8433	88433	Clinical Ministry	558-4856	44856
558-1000	ext. 43983	Center for Spiritual Life and Wholeness	558-0336	80336

The Schools:

		Allied Health Professions		
558-4599	44599	Admissions	558-4291	44291-attn. Admissions
558-4545	44545	Dean	558-4291	44291-attn. Dean
558-4932	44932	Cardiopulmonary Sciences	558-4701	44701-attn. CPSC
558-4966	44966	Clinical Laboratory Sciences	558-4291	44291-attn. CLSC
558-4976	44976	Health Information Management	558-0404	80404-attn. HLIN
558-4593	44593	Nutrition and Dietetics	558-4291	44291-attn. DTCS
558-4628	44628	Occupational Therapy	558-0239	84239-attn. OTH
558-4948	44948	Occupational Therapy Assistant	478-0239	84239-attn. OCTA
558-4632	44632	Physical Therapy	558-4291	44291-attn. PHTH
558-4634	44634	Physical Therapist Assistant	558-4291	44291-attn. PTAS
558-4931	44931	Radiation Technology	558-4291	44291-attn. RTCH
558-4998	44998	Speech-Language Pathology/Audiology	558-4291	44291-attn. SPPA
558-4222	1616	Dentistry		
558-4621	44621	Admissions	558-4211	44211
558-4683	44683	Dean	558-0483	80483
558-8624	88624	Advanced Programs	558-0122	80122
558-4601	44601	Dentistry Program	558-4211	44211
558-4631	44631	Dental Hygiene Program	558-0313	80313
558-4669	44669	International Dentist Program	558-0133	80133
558-4790	44790	SD Student Affairs	558-4211	44211

Off-campus PHONE:	On-campus PHONE:		Off-campus FAX:	On-campus FAX:
558-4529	44529	Graduate	558-4859	44859
558-4528	44528	Admissions	558-0441	80441
		Dean		
558-4462	44462	Medicine	558-4146	44146
558-4467	44467	Admissions	558-0359	80359
558-4481	44481	Dean	558-4146	44146
558-1000	ext. 44360	Nursing	558-4134	44134
558-4923	44923	Admissions	558-4134	44134
558-8061	88061	Graduate	558-4134	44134
558-8060	88060	Undergraduate	558-4134	44134
		Pharmacy		
558-4529	44529	Admissions	558-4859	44859
558-4528	44528	Dean	558-0441	80441
558-4546	44546	Public Health	558-4087	44087
558-4694	44694	Admissions/Academic Records	558-4087	44087 attn. Admissions
558-4578	44578	Dean	558-4087	44087 attn. Dean
558-8750	88750	Environmental and Occupational Health	558-0493	84493 attn. ENVH
558-8750	44590	Epidemiology and Biostatistics	558-0126	80126 attn. EPDM/STAT
558-4573	44573	Health Administration	558-0469	80469 attn. HADM
558-4575	44575	Health Promotion and Education	558-0471	80471 attn. HPRO
558-4902	44902	International Health	558-0389	80389 attn. INTH
558-4575	44575	Maternal and Child Health	558-0471	80471 attn. MCH
558-4598	44598	Nutrition	558-4095	44095 attn. NUTR
558-4918	44918	Preventive Medicine Residency Program	558-0630	80630 attn. PMR

	WEB SITE:	EMAIL:
Student Services	www.llu.edu/ssweb	
Teaching Learning Center	www.llu.edu/llu/tlc	
University Records		registrar@univ.llu.edu
The Faculty of Religion	http://www.llu.edu/llu/fr/	
Dean; director of M.A. in bio-- medical and clinical ethics	http://ethics.llu.edu	gwinslow@rel.llu.edu
Director of M.A. in clinical ministry	http://ministry.llu.edu	rlroberts@rel.llu.edu
Center for Christian Bioethics	http://bioethics.llu.edu	gsample@ethicscenter.llu.edu
Center for Spiritual Life and Wholeness	http://www.llu.edu/llu/wholeness/	innerweave@som.llu.edu
<i>The Schools:</i>		
Allied Health Professions	http://www.llu.edu/llu/sahp/	
Admissions		admissions@sahp.llu.edu attn.
Admissions		
Cardiopulmonary Sciences		admissions@sahp.llu.edu attn. CPSC
Clinical Laboratory Sciences		admissions@sahp.llu.edu attn. CLSC
Health Information Management		admissions@sahp.llu.edu attn. HLIN
Nutrition and Dietetics		admissions@sahp.llu.edu attn. DTCS
Occupational Therapy		admissions@sahp.llu.edu attn.
OCTH		
Physical Therapy		admissions@sahp.llu.edu attn. PHTH
Radiation Technology		admissions@sahp.llu.edu attn. RTCH
Speech-Language Pathology/ Audiology		admissions@sahp.llu.edu attn. SPPA
Dentistry	http://www.llu.edu/llu/dentistry/	DentAO@sd.llu.edu
Admissions	http://www.llu.edu/llu/dentistry/	sDavis@sd.llu.edu
Graduate	http://www.llu.edu/llu/grad/	bripon@univ.llu.edu
Admissions	http://www.llu.edu/llu/grad/	gradschool@univ.llu.edu
Medicine	http://www.llu.edu/llu/medicine/	ledwards@som.llu.edu
Nursing	http://www.llu.edu/llu/nursing/	dsalinas@sn.llu.edu
Public Health	http://www.llu.edu/llu/sph/	
Recruitment	http://www.llu.edu/llu/sph/	sphinfo@sph.llu.edu